


CREATING A STUDENTAID.GOV ACCOUNT WITHOUT A SOCIAL SECURITY NUMBER

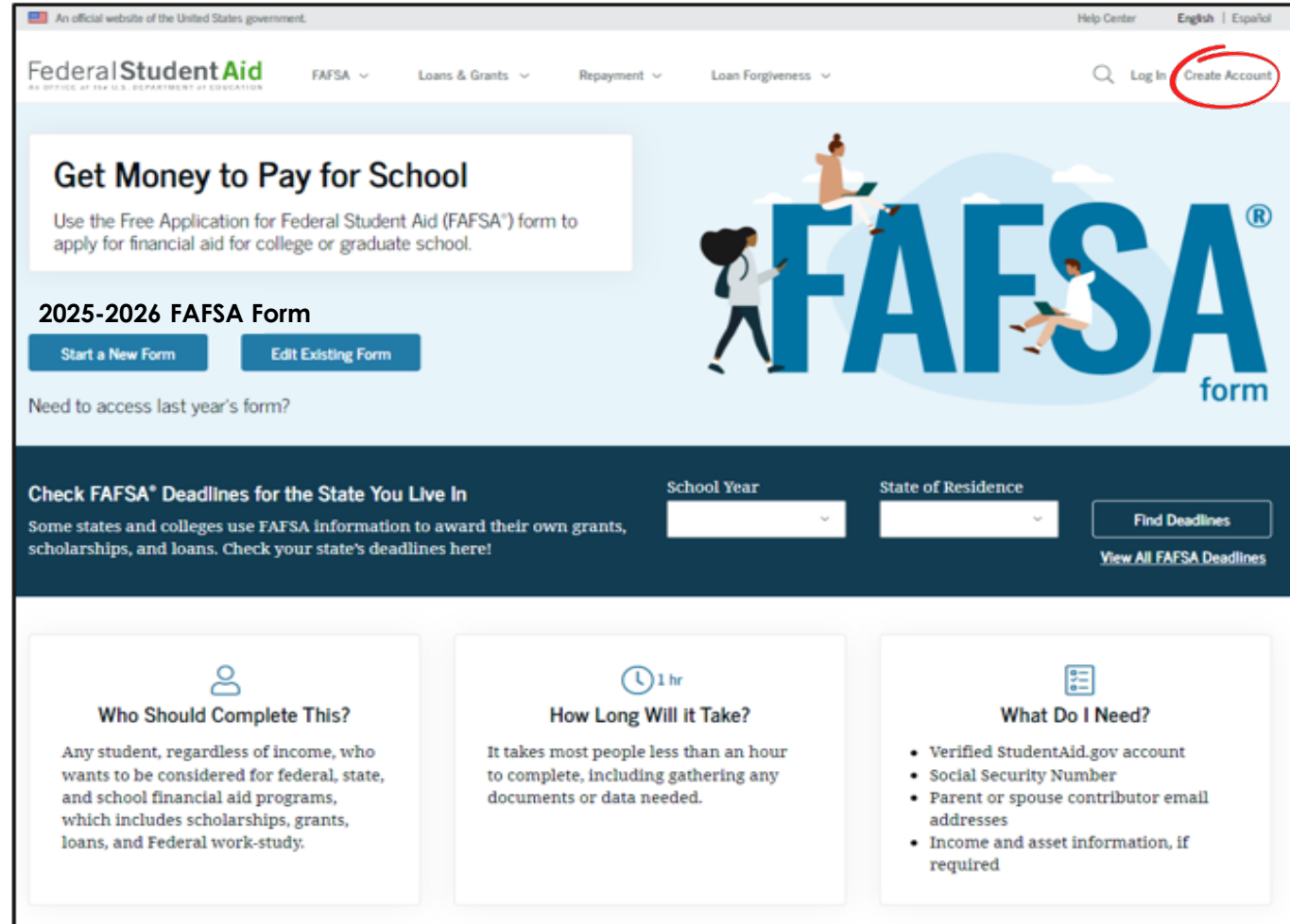


UCanGo2.orgTM

WITHIN REACH ... WITHIN YOU

FAFSA

- The FAFSA, or Free Application for Federal Student Aid, is your student's first step in applying for federal and some state financial aid programs.
- Complete the FAFSA every year for financial assistance to help with college expenses.
- The 2025-26 FAFSA will be available on or before December 1, 2024.
- Find the FAFSA application at [FAFSA.gov](https://fafsa.gov).
- To access and sign the FAFSA, students and parents will need to create a StudentAid.gov account at StudentAid.gov.



The screenshot shows the FAFSA website homepage. At the top, there's a navigation bar with links for 'FAFSA', 'Loans & Grants', 'Repayment', and 'Loan Forgiveness'. A 'Create Account' button is circled in red. The main heading is 'Get Money to Pay for School', followed by a subtext: 'Use the Free Application for Federal Student Aid (FAFSA®) form to apply for financial aid for college or graduate school.' Below this, there's a section for the '2025-2026 FAFSA Form' with buttons for 'Start a New Form' and 'Edit Existing Form'. A link for 'Need to access last year's form?' is also present. A section titled 'Check FAFSA® Deadlines for the State You Live In' includes dropdown menus for 'School Year' and 'State of Residence', a 'Find Deadlines' button, and a link to 'View All FAFSA Deadlines'. At the bottom, there are three informational boxes: 'Who Should Complete This?' (Any student, regardless of income, who wants to be considered for federal, state, and school financial aid programs, which includes scholarships, grants, loans, and Federal work-study.), 'How Long Will it Take?' (It takes most people less than an hour to complete, including gathering any documents or data needed.), and 'What Do I Need?' (Listed items: Verified StudentAid.gov account, Social Security Number, Parent or spouse contributor email addresses, and Income and asset information, if required).



Why should your student complete the FAFSA?

Used to determine their eligibility for financial aid

Also used to apply for some forms of state aid

Required each year for Oklahoma's Promise scholarship recipients

New graduation requirement for all 2024-25 public high school seniors



FAFSA Facts

The high school class of 2023 left more than \$4 billion in Pell Grants on the table by not completing the FAFSA.

By 2031, 72% of jobs in the U.S. will require postsecondary education and/or training.

Seniors who complete the FAFSA are 84% more likely to immediately enroll in postsecondary education.



StudentAid.gov Account

- Username and password
- Serves as your electronic signature
- Student and parent will each create their own StudentAid.gov account
- Will take up to a week to confirm your StudentAid.gov account
- Will be used each year to renew your FAFSA
- Create your account at [StudentAid.gov](https://studentaid.gov)

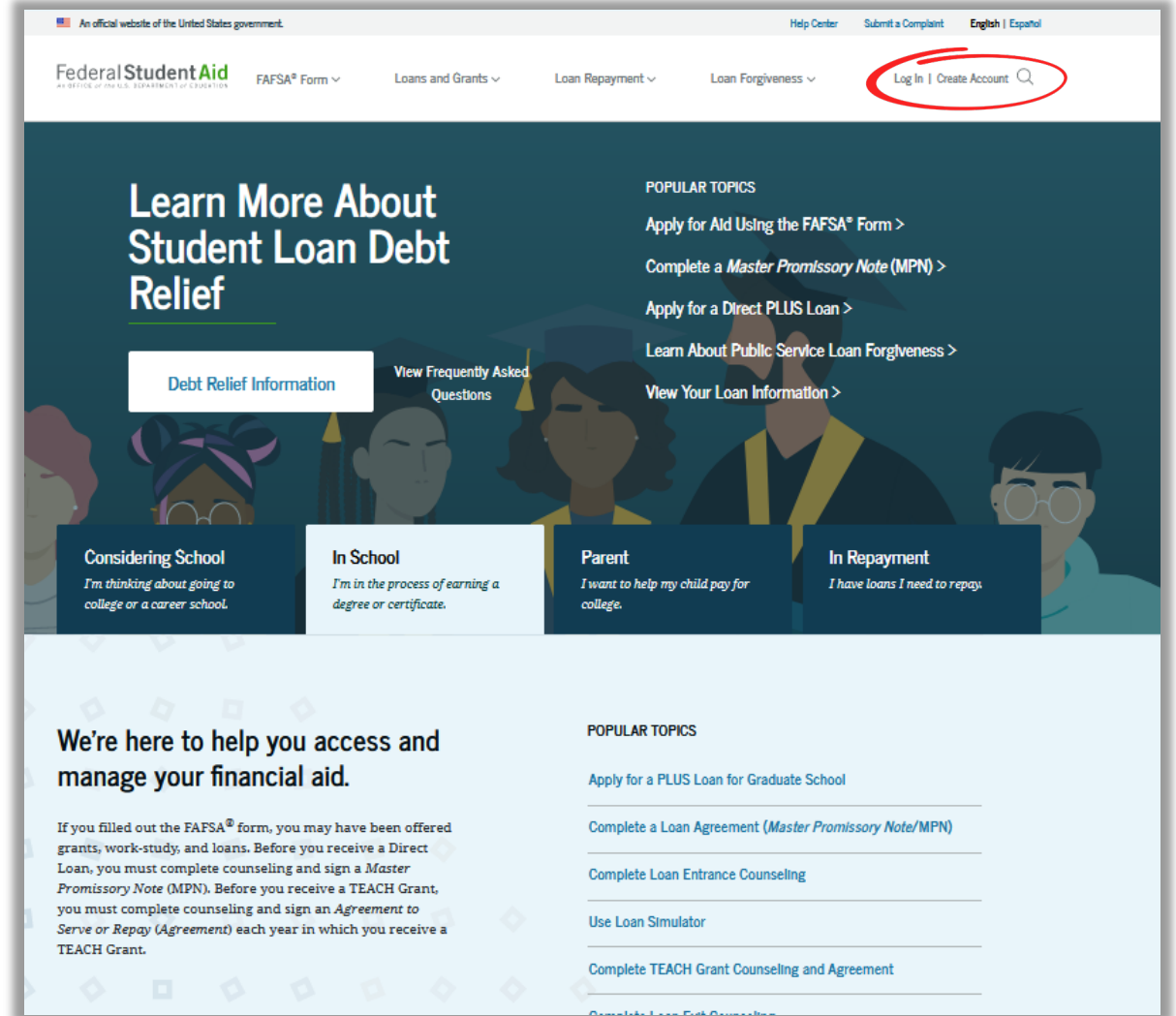


You will need these items to set up your StudentAid.gov Account

- Full, legal name
- Date of birth
- Home address
- Email address
- You can set up a free email account at one of these sites:
 - Gmail
 - Yahoo
 - Outlook
 - AOL mail



To begin the account creation process, visit [StudentAid.gov](https://studentaid.gov) and click 'Create Account.'



Read through
the information
provided and
get started.

FederalStudentAid
An OFFICE of the U.S. DEPARTMENT of EDUCATION

FAFSA® Form ▾ Loans and Grants ▾ Loan Repayment ▾ Loan Forgiveness ▾ Log In | Create Account 🔍

Create an Account

Whether you're a student, parent, or borrower, you'll need to create your own account to apply for, receive, and manage your federal student aid.

[Get Started](#)

Already have an account? [Log In](#)


What You Can Do With Your Account

You must have an account to do the following:

- Fill out the *Free Application for Federal Student Aid (FAFSA®)* form online
- Complete other online forms (such as the *Master Promissory Note*) required to receive aid
- Review the federal student aid you've received

What You'll Need

- Social Security number (if applicable)
- Your own email address



Personal Information

- Name
- Date of Birth
- If you don't have a Social Security number, check the highlighted box
- Press 'Continue'

FederalStudentAid
AN OFFICE OF THE U.S. DEPARTMENT OF EDUCATION

FAFSA® Form ▾ Loans and Grants ▾ Loan Repayment ▾ Loan Forgiveness ▾ Log In | Create Account 🔍

Create an Account

Step 1 of 7

Personal Information

I understand that I'll be required to certify that the information I provide to create an account (FSA ID) is true and correct and that I'm the individual I claim to be.

If I'm not the person I claim to be, I understand that I'm not authorized to proceed and that I should exit this form now. If I provide false or misleading information, I understand that I might be subject to a fine, prison time, or both.

First Name

Middle Initial

Last Name

Date of Birth

Month Day Year

Social Security Number

☒ I don't have a Social Security number.



Warning Will Appear

This box will appear when you hit 'Continue'. →

If you are the parent or spouse of a student applying for aid and you do not have an SSN, click 'Continue Without SSN'.

Warning: Your Account Will Be Limited Without SSN

If you create an account without an SSN, you'll be limited in what you can do. You should only continue creating an account without an SSN if one of the following statements is true for you:

- ☒ I am a parent or spouse of a student who is applying for aid and I do not have an SSN.
- ☐ I am a citizen of the **Freely Associated States** and need to complete the FAFSA form online.

Note: Any previously completed FAFSA forms won't be linked to your account. You will still be able to access information from 2023-24 FAFSA forms if you use your identifiers on the FAFSA roles page.

Go Back

Continue Without SSN



Username and Password

Username can be 6-30 characters long—a combination of letters and numbers. Not case sensitive.

Create and confirm your password; 8-30 characters long—a combination of numbers, upper and lowercase letters.

You must have an email address to create your StudentAid.gov account. The email cannot be associated with your student or spouse.

Account Information

Because financial aid agreements are legally binding, you can't create an account for someone else, even another family member. Parents and students must create their own accounts.

Username ?

Email Address ?

Confirm Email Address ?

Password Show Password ?

✓ Uppercase
✓ Lowercase
✓ Number
✓ 8+ characters

Confirm Password Show Password ?

[Previous](#) [Continue](#)



Contact Information

- Enter your complete mailing address. This information will be used to verify individuals without an SSN.
- Enter and confirm your mobile phone number. Foreign phone numbers are not accepted. (You cannot use the same cell phone number as your child or spouse.) Your confirmation gives Federal Student Aid permission to send you a secure code if you should need to reset your password.

Permanent Address

Address ?

City ?

State ?
Type Response

ZIP Code ?

Mobile Phone Account Access

We strongly recommend setting up your mobile phone for account access. This option helps you gain access to your account if you are locked out, as well as allows your mobile phone to be used for two-step verification.

Mobile Phone ?

Confirm Mobile Phone ?

☐ Yes, I agree to use my mobile phone for account access.

Alternate Phone Number (Optional)

[Add Alternate Phone Number](#)



Communication Preferences

- Choose how you would like to receive communication about the FAFSA
 - Email
 - Postal Mail
 - Text
- You can also request to have your FAFSA information provided in English or Spanish

Create an Account

Step 4 of 7

Communication Preferences

Required Communications

The U.S. Department of Education (ED) and its federal student loan servicers will need to send you required communications and documents related to your federal student aid, such as student loan disclosures and interest statements.

I want to receive these communications:

☒ By email

i By selecting this option, you agree to receive required communications by email and confirm you have reviewed and agree to FSA's Terms and Conditions.

☐ By postal mail

Optional Communications

ED and its federal student loan servicers want you to feel confident about the financial aid and student loan process. To help with this, we will sometimes send out information about programs you may be eligible for, such as grant programs, student loan forgiveness programs, income-based repayment plans, and more.

I want to receive these communications:

☐ By email

☐ By text message

Language Preference

Your choice lets us know how you would like to view website content once logged in, and what to use for your communications.

Language

English



Challenge Questions

Create an Account

Step 5 of 7

Challenge Questions

Challenge questions and answers are used to retrieve your username or password if you forget them or if you need to unlock your account.

Note: Answers are not case-sensitive.

Challenge Question 1

Question
Select

Answer
Show Answer

Challenge Question 2

Question
Select

Answer
Show Answer

Challenge Question 3

Question
Select

Answer
Show Answer

Challenge Question 4

Question
Select

Answer
Show Answer

Choose four different challenge questions and enter each of your answers under the corresponding question.



Step 6 of 7

Confirm and Verify

Verify the information you provided for your account below. If there is an error, click "Edit" on the section where the error exists to correct the information.

Personal Information

Edit 

NAME

Trikey T Triddle

DATE OF BIRTH

10/16/2004

SOCIAL SECURITY NUMBER

None

Account Information

Edit 

USERNAME

TTTriddle2004

EMAIL ADDRESS

tttriddle@gmail.com

PASSWORD

Contact Information

Edit 

PERMANENT ADDRESS

1003 35th Street
Woodward, OK 73717

MOBILE PHONE

(405) 256-2832

Communication Preferences

Edit 

REQUIRED COMMUNICATIONS

Email

OPTIONAL COMMUNICATIONS

Email

LANGUAGE

English

Challenge Questions

CHALLENGE QUESTION 1

What city were you born in?

CHALLENGE QUESTION 2

In what city did your parents meet?

CHALLENGE QUESTION 3

What color was your first car?

CHALLENGE QUESTION 4

What is your mother's maiden name?

Confirm & Verify

Confirm and verify the information you've provided is accurate. You may edit anything that should be changed.



Two-Step Verification

Installing an Authenticator App isn't required, but it's recommended as an added way to keep your information safe and secure.

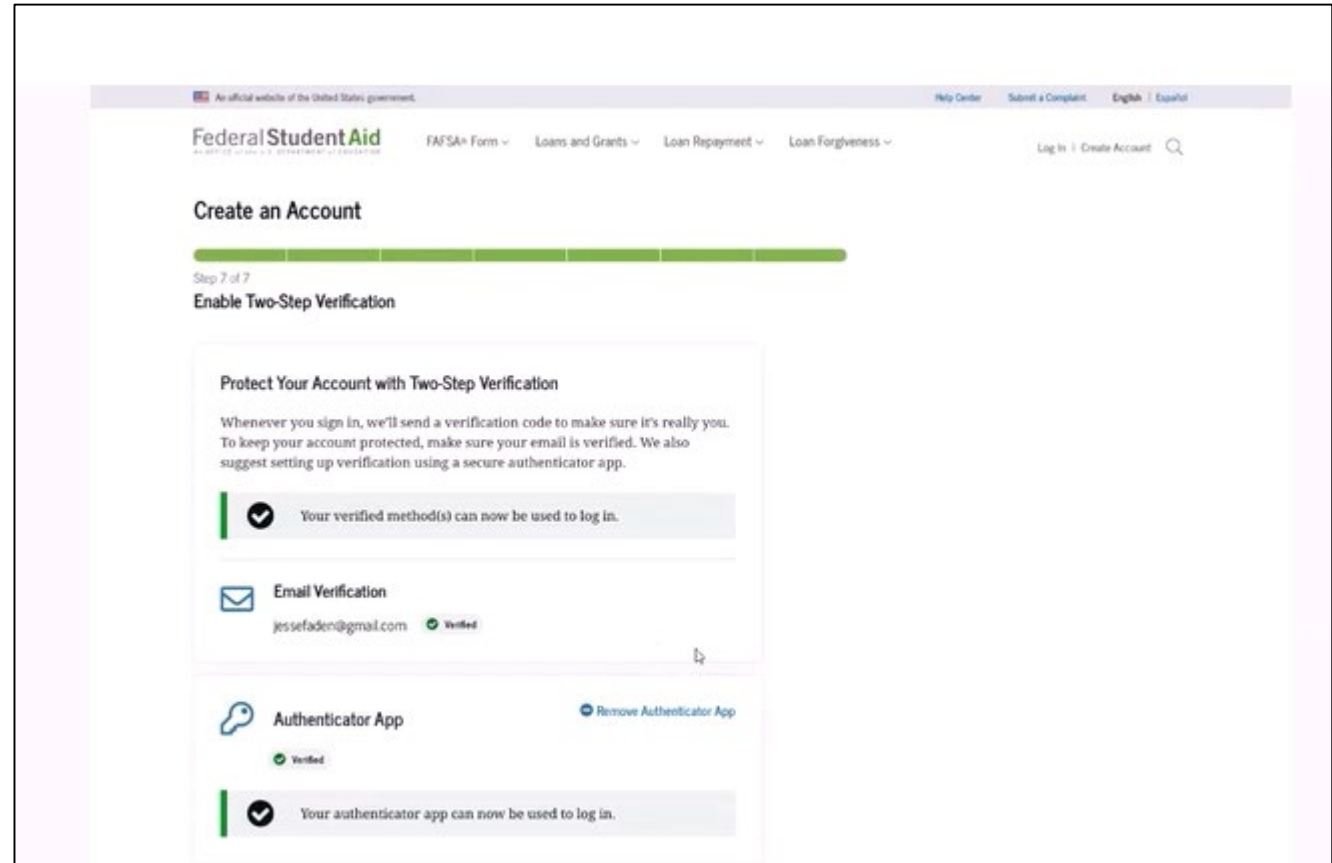
You can download your own Authenticator App, or set one up directly from the StudentAid.gov account creation screen.

The screenshot shows the 'Create an Account' page for Federal Student Aid, specifically Step 7 of 7: 'Enable Two-Step Verification'. The page has a green progress bar at the top. Below the title, there's a section 'Protect Your Account with Two-Step Verification' explaining that a verification code will be sent upon login. A status bar indicates 'Your verified method(s) can now be used to log in.' Below this, there are two options: 'Email Verification' with the email 'student@gmail.com' and a 'Verify' button, and 'Use an Authenticator App (Most Secure Option)'. The latter option includes a brief explanation and a link to 'Learn more'. At the bottom, a red circle highlights the link 'Set Up an Authenticator App'.



Two-Step Verification

After your two-step verification has been set up, you can use your Authenticator App when you log in to complete your student's FAFSA.



Backup Code

- When your two-step verification has been set up, you'll receive a backup code.
- This is the code you'll use to login if you no longer have access to any of the two-step verification methods you've just set up.
- Store the code in a safe place.

An official website of the United States government.

Help Center | Submit a Complaint | English | Español

FederalStudentAid
an official website of the U.S. DEPARTMENT OF EDUCATION

FAFSA® Form | Loans and Grants | Loan Repayment | Loan Forgiveness

Log In | Create Account

Create an Account

Step 7 of 7

Enable Two-Step Verification: Backup Code

i We recommend storing your backup code in a safe place.

Your backup code is a special code that lets you access your account in the event that you cannot use any other two-step verification method.

Your Backup Code is:

RJY47DN2J6DF

✓ I have stored this backup code somewhere safe.

Previous Continue

Help Center | Contact Us | Site Feedback

About Us | Announcements | Data Center | Resources | Forms Library

FederalStudentAid
an official website of the U.S. DEPARTMENT OF EDUCATION

Twitter Facebook Instagram YouTube | Policies | Privacy | Accessibility | Site Feedback



Knowledge Based Questions

IDENTITY VERIFICATION

Which of the following is the street name of your most recent previous address?

- ☐ Florida Ave NW
- ☐ Sesame Street
- ☐ Langston Pkwy
- ☐ None of the above

Which of these phone numbers have you ever used previously?

- ☐ (316) 775-5152
- ☐ (970) 680-6986
- ☐ (128) 791-0911
- ☐ None of the above

Which of the following is a current or previous employer?

- ☐ Adidas
- ☐ The Walt Disney Company
- ☐ Nokia
- ☐ None of the above

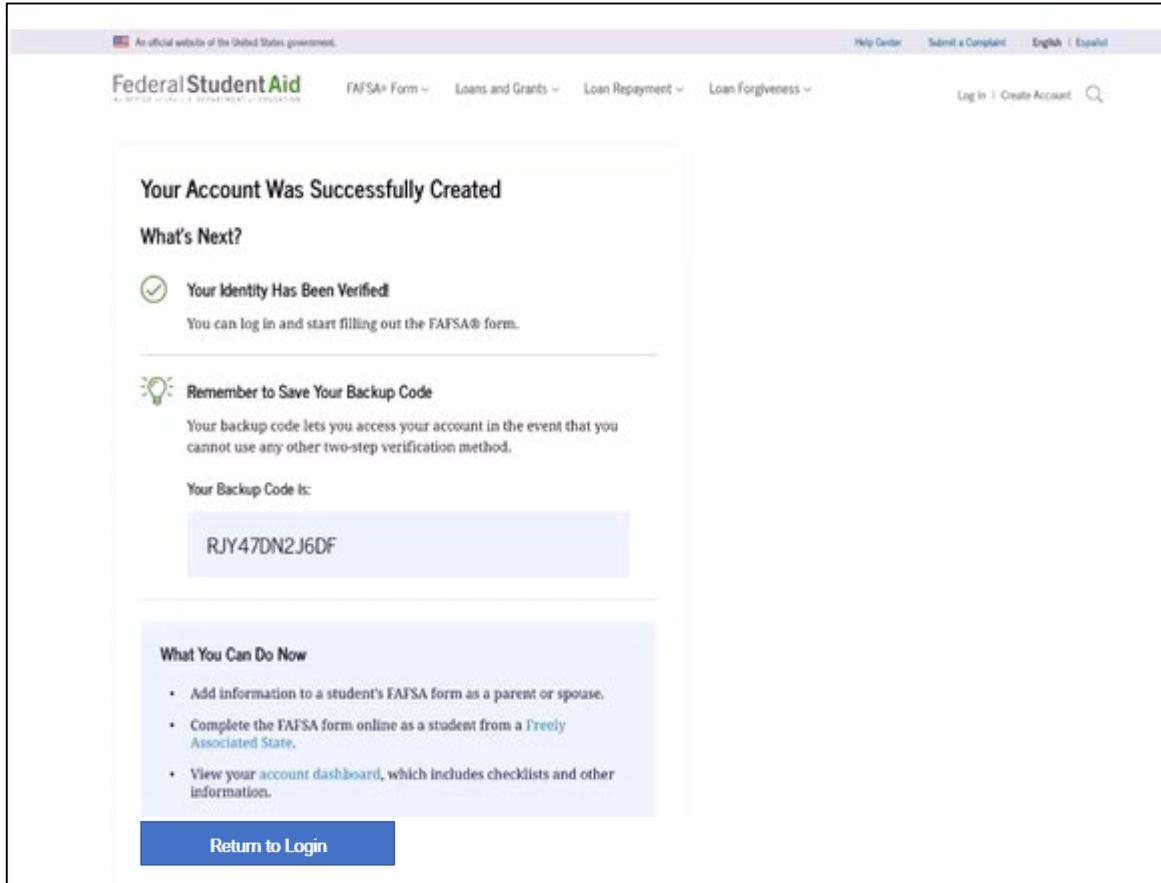
Which of the following people lives or owns property in Tafuna?

- ☐ Aasiya Jayavant
- ☐ Leo Knight
- ☐ Justine Marshall

- These questions are derived from personal identifiers used in the previous steps.
- The questions asked are generated by a credit bureau, but no credit check is done.
- Questions will differ among individuals.
- One to four questions will be generated and all questions must be answered to proceed.





Account Creation



The screenshot shows the Federal Student Aid website with the following content:

Your Account Was Successfully Created

What's Next?

-  **Your Identity Has Been Verified!**
You can log in and start filling out the FAFSA® form.
-  **Remember to Save Your Backup Code**
Your backup code lets you access your account in the event that you cannot use any other two-step verification method.

Your Backup Code is:

RJY47DN2J6DF

What You Can Do Now

- Add information to a student's FAFSA form as a parent or spouse.
- Complete the FAFSA form online as a student from a [Freely Associated State](#).
- View your [account dashboard](#), which includes checklists and other information.

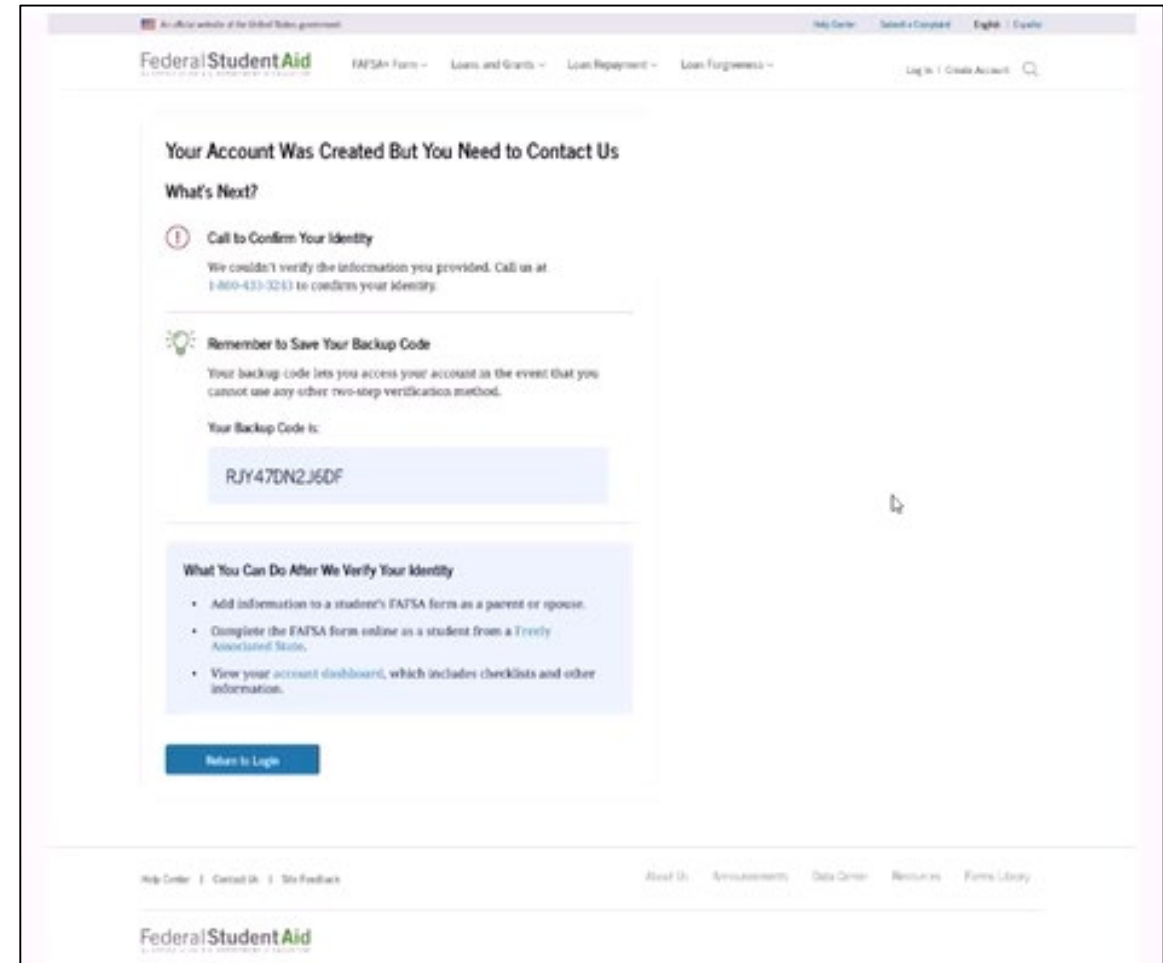
[Return to Login](#)

Now your account has successfully been created, and you can start completing your FAFSA immediately.



Problem?

If you answer a question incorrectly, your StudentAid.gov account will be created, but you'll be prompted to contact the Federal Student Aid Information Center (FSAIC) at 1-800-4-FED-AID (800-433-3243).



Only individuals without SSNs, who answer an identifying question incorrectly, will see this screen.

ID VERIFICATION FOR INDIVIDUALS WITHOUT SSN'S – PROCESS

Federal Student Aid
AN OFFICE OF THE U.S. DEPARTMENT OF EDUCATION

- Contact FSAIC (Federal Student Aid Information Center) at 1-800-433-3243
- A Customer Service Representative from Federal Student Aid will look up your account and initiate the identity verification process
- You will receive an email with a case number and instructions for providing the proper documentation for Federal Student Aid to verify your identity
- Submit the required documentation to Federal Student Aid
- Within 1-3 days Federal Student Aid will provide an email confirming that your identity has been verified



Required Documentation

ID VERIFICATION FOR INDIVIDUALS WITHOUT SSN'S – REQUIRED DOCUMENTS

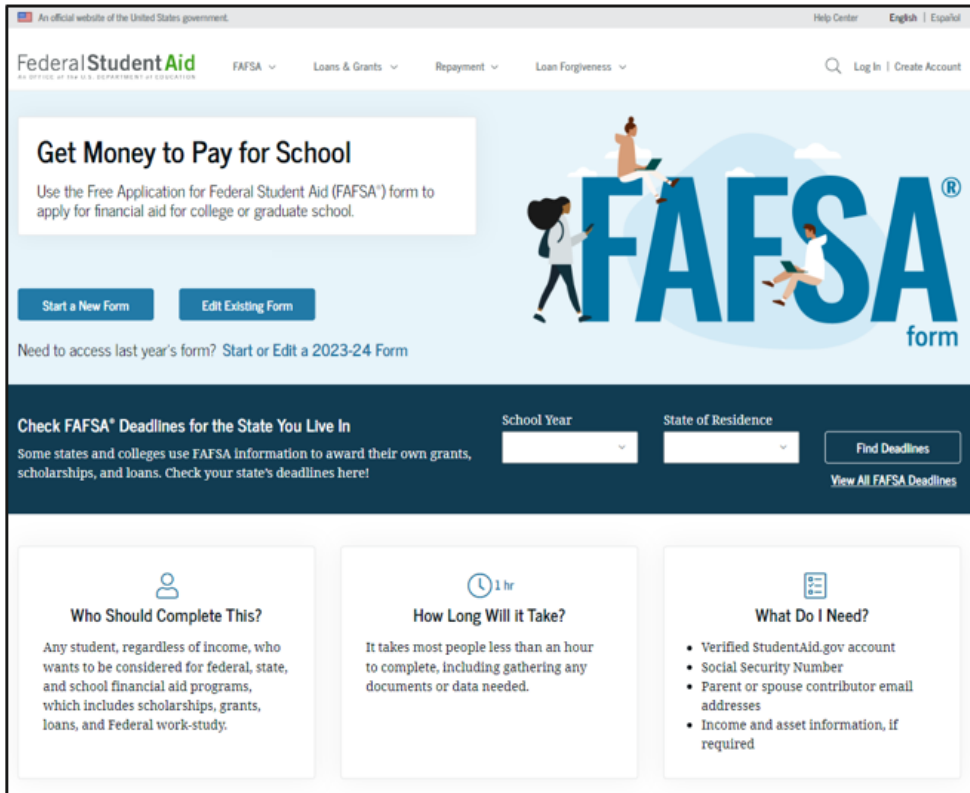
Federal Student Aid
An Office of the U.S. Department of Education

- Completed Attestation Form
 - Will be available on StudentAid.gov
 - Proof of Identity:
 - ONE of the following forms of ID
 - Driver's License
 - State or City Identification Card
 - Foreign Passport
- OR
- A UTILITY BILL + ONE of the following forms of ID
 - Municipal identification card
 - Community ID
 - Consular identification card

Once your required documentation has been received, reviewed and approved, the parent will receive notification of their StudentAid.gov account approval.



Completing the FAFSA



The screenshot shows the FAFSA.gov homepage. At the top, it says "An official website of the United States government." and "Federal Student Aid". Below this, there are navigation links for "FAFSA", "Loans & Grants", "Repayment", and "Loan Forgiveness". A search bar and "Log In | Create Account" link are also present. The main heading is "Get Money to Pay for School", followed by a subtext: "Use the Free Application for Federal Student Aid (FAFSA®) form to apply for financial aid for college or graduate school." There are two buttons: "Start a New Form" and "Edit Existing Form". Below these, it says "Need to access last year's form? Start or Edit a 2023-24 Form". A section titled "Check FAFSA® Deadlines for the State You Live In" includes a dropdown for "School Year", a dropdown for "State of Residence", and a "Find Deadlines" button. At the bottom, there are three informational boxes: "Who Should Complete This?", "How Long Will it Take?", and "What Do I Need?".

Get Money to Pay for School

Use the Free Application for Federal Student Aid (FAFSA®) form to apply for financial aid for college or graduate school.

Start a New Form Edit Existing Form

Need to access last year's form? Start or Edit a 2023-24 Form

Check FAFSA® Deadlines for the State You Live In

Some states and colleges use FAFSA information to award their own grants, scholarships, and loans. Check your state's deadlines here!

School Year State of Residence Find Deadlines

View All FAFSA Deadlines

Who Should Complete This?

Any student, regardless of income, who wants to be considered for federal, state, and school financial aid programs, which includes scholarships, grants, loans, and Federal work-study.

How Long Will it Take?

It takes most people less than an hour to complete, including gathering any documents or data needed.

What Do I Need?

- Verified StudentAid.gov account
- Social Security Number
- Parent or spouse contributor email addresses
- Income and asset information, if required

- The FAFSA for the 2025-26 school year will be available on or before December 1, 2024.
- Find the FAFSA at [FAFSA.gov](https://fafsa.gov).
- Seniors must complete the FAFSA to comply with high school graduation requirements.
- When completing the FAFSA, it's best to have your student with you. They will need to include their personal information as well.



Information you may need to complete the FAFSA

Social Security Number for student

Email addresses for student and parent(s)

Alien Registration Number if not a U.S. citizen

Full, legal name for student and parent(s)

Cell phone numbers for student and parent(s)

2023 Federal Income Tax return for student and parent(s)


Dates of birth for student and parent(s)

Date of marriage, divorce, separation

Value of assets, cash and savings for student and parent(s)



CONTACT Us



405.234.4239
866.443.7420 (toll free)
UCanGo2@ocap.org

This presentation is for educational purposes only, and is not intended to be construed as financial, investment, legal and/or tax advice.