

# FAFSA Fundamentals for High School Students 2024-2025

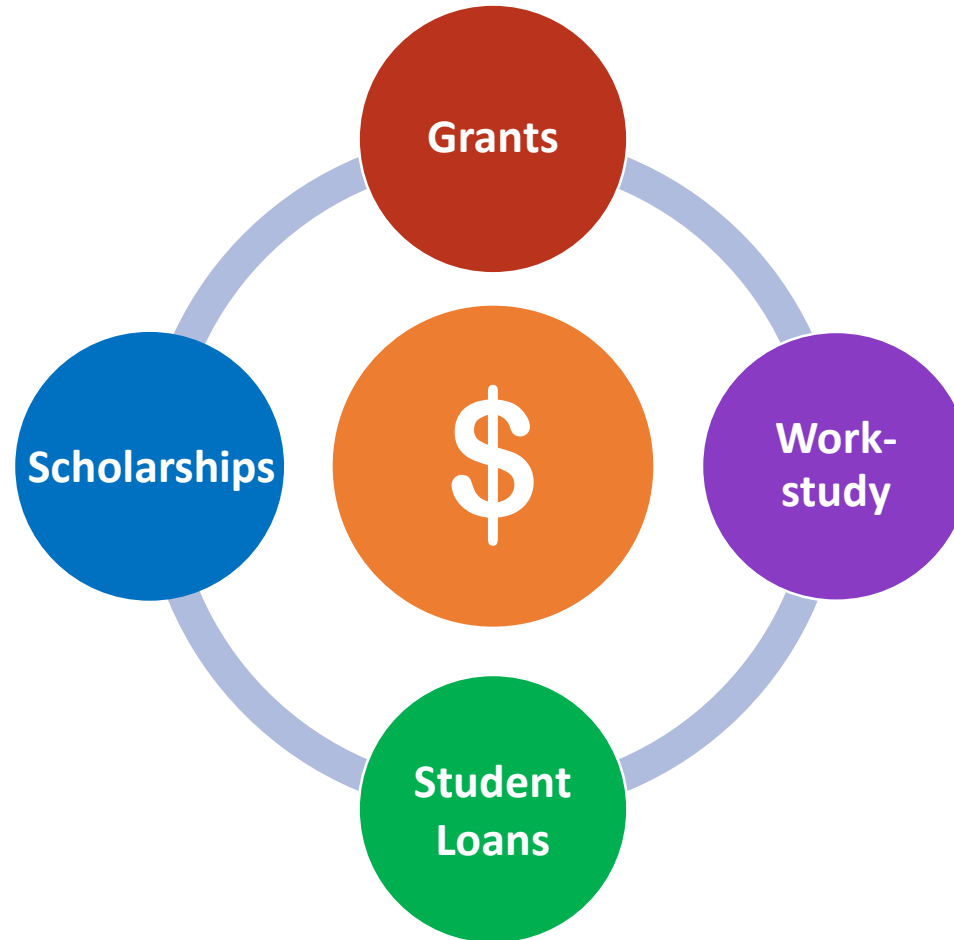


[startwithfafsa.org](https://startwithfafsa.org)

# Introduction To Financial Aid



# Financial Aid = Money for College



# What is the FAFSA?

## Free Application for Federal Student Aid

Available at  
[FAFSA.gov](https://fafsa.gov)

Snapshot of  
your family's  
financial  
situation

Helps  
determine your  
eligibility for  
federal and  
state aid

# FAFSA.gov

Always  
free

Soft  
launch  
began  
December  
30

Choose  
'Start a  
New  
Form' to  
begin

The screenshot shows the FAFSA.gov website. At the top, it says "An official website of the United States government." and "Help Center English | Español". The main header includes "Federal Student Aid" and "OFFICE OF FPA U.S. DEPARTMENT OF EDUCATION". Navigation links include "FAFSA", "Loans & Grants", "Repayment", and "Loan Forgiveness". There are also links for "Log In" and "Create Account".

The main content area features a large blue banner with the text "Get Money to Pay for School" and "Use the Free Application for Federal Student Aid (FAFSA®) form to apply for financial aid for college or graduate school." Below this, there are two buttons: "Start a New Form" and "Edit Existing Form". To the right of the banner is a large "FAFSA form" logo with an illustration of students.

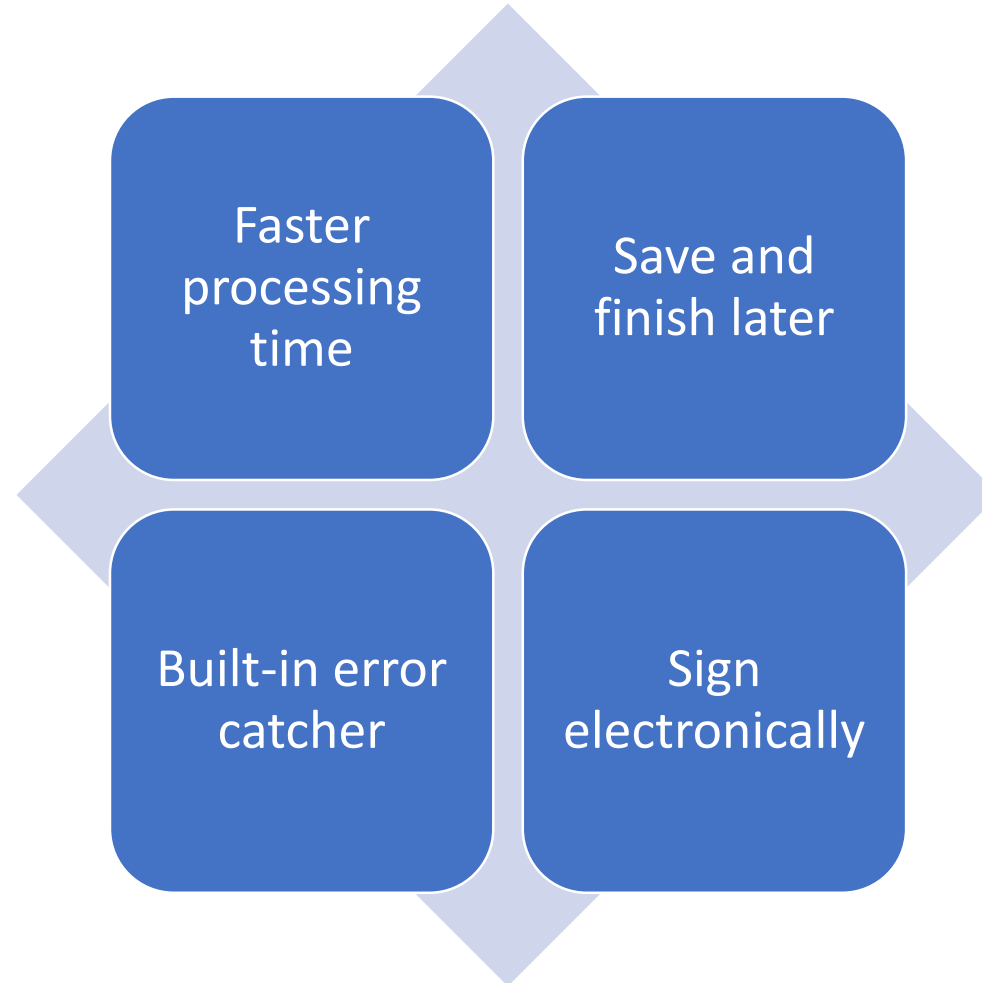
Below the banner, there is a section for "2024-25 FAFSA Form" with the same two buttons. A link says "Need to access last year's form? Start or Edit a 2023-24 Form".

There is a "Check FAFSA® Deadlines for the State You Live In" section with dropdown menus for "School Year" and "State of Residence", a "Find Deadlines" button, and a link to "View All FAFSA Deadlines".

At the bottom, there are three informational boxes:

- Who Should Complete This?** Any student, regardless of income, who wants to be considered for federal, state, and school financial aid programs, which includes scholarships, grants, loans, and Federal work-study.
- How Long Will it Take?** It takes most people less than an hour to complete, including gathering any documents or data needed.
- What Do I Need?**
  - Verified StudentAid.gov account
  - Social Security Number
  - Parent or spouse contributor email addresses
  - Income and asset information, if required

# Why Online?



# The FSA ID



# What's an FSA ID?

- Federal Student Aid Identification
- Your electronic signature
- Username and password
- Once created, it can be used each year to renew your FAFSA
- Each **Contributor** will be able to reuse their ID each year
  - For FAFSA renewal
  - A parent can use the same FSA ID to sign your sibling's FAFSA



# Who Needs an FSA ID?

- You do
- If you're a dependent student, one or both parents will need their own
  - If married, filing jointly in 2022 and still married to each other, only one parent needs an FSA ID
  - If they didn't file jointly in 2022, both parents may each need one of their own.

## Examples:

- Married, filing separately
- Not married, but living together
- Remarried since 2022

# Which Parent?

- If parents are divorced or separated:
  - The parent who gave you the most financial support in the last 12 months will be the one to contribute their information
  - If that parent has remarried, your parent and step-parent must both contribute their information
  - There will be a question on the FAFSA asking if your parent is married to the same spouse they had in 2022

# Which Parent?

<https://ucango2.org/publications/fafsa/DependencyQA.pdf>

### What's Your FAFSA Dependency Status? 2024-25

Answer 'yes' or 'no' to these questions to determine if you'll need to provide your parents' information.

|  | YES | NO  |
|--|-----|-----|
| 1. Were you born before January 1, 2001?   | --- | --- |
| 2. On the day you submit your FAFSA, are you married?  | --- | --- |
| 3. At the beginning of the 2024-25 school year, will you be working on a master's or doctorate program (such as an M.A., M.B.A., M.D., J.D., Ph.D., Ed.D., etc.)?  | --- | --- |
| 4. Are you currently serving on active duty in the U.S. Armed Forces for purposes other than training (if you are a National Guard or Reserves enlistee, are you on active duty for other than state or training purposes?)? | --- | --- |
| 5. Are you a veteran of the U.S. armed forces?*  | --- | --- |
| 6. Do you have children or other people (excluding a spouse) who live with you and who receive more than half of their support from you, now and between July 1, 2024, and June 30, 2025?                                    | --- | --- |
| 7. At any time since you turned age 13, were you an orphan, were you in foster care or were you a dependent or ward of the court?  | --- | --- |
| 8. As determined by a court in your state of legal residence, are you or were you an emancipated minor?  | --- | --- |
| 9. Does someone other than your parent or stepparent have legal guardianship of you, as determined by a court in your state of legal residence?  | --- | --- |
| 10. At any time on or after July 1, 2023, were you unaccompanied and either 1) homeless or 2) self-supporting and at risk of being homeless?   | --- | --- |

\*Remember: This question is relevant if you (1) have never engaged in active duty in the U.S. Armed Forces, (2) are currently an ROTC student or a cadet or midshipman at a service academy, (3) are a National Guard or Reserves enlistee activated only for state or training purposes, or (4) were engaged in active duty in the U.S. Armed Forces but released under dishonorable conditions. Also answer "No" if you are currently serving in the U.S. Armed Forces and will continue to serve through June 30, 2024.

Answer "Yes" (you are a veteran) if you (1) have engaged in active duty in the U.S. Armed Forces (Army, Navy, Air Force, Marines, or Coast Guard) or are a National Guard or Reserves enlistee who was called to active duty for other than state or training purposes, or were a cadet or midshipman at one of the service academies and (2) were released under a condition other than dishonorable. Also answer "Yes" if you are not a veteran but will be one by June 30, 2024.

▶ If you answered YES to one or more of these questions, you are considered an **INDEPENDENT STUDENT** on the FAFSA.  
 ▶ You will **NOT** need to provide your parents' information when completing your FAFSA application.  
 ▶ Contact the college or university you plan to attend for more information about your dependency status.

Applicants who indicate on their FAFSA form that they have unusual circumstances and are unable to contact a parent or that contact with a parent poses a risk to the student, will be granted provisional independent status. A student may be experiencing unusual circumstances if they:

- Left home due to an abusive or threatening environment;
- Are abandoned by or estranged from their parents;
- Have refugee or asylum status and are separated from their parents, or their parents are displaced in a foreign country;
- Are a victim of human trafficking;
- Are separated from their parents, and contact with the parents would pose a risk to the student or parents.

**UCanGo2!**  
startwithfafsa.org

### Who needs a Federal Student Aid ID? For Dependent Students | 2024 – 2025 FAFSA

Are you the student?

- Yes: Every student needs an FSA ID!
- No: Are you the parent of a dependent student? (What's Your Dependency Status?)
  - No: Every student needs an FSA ID!
  - Yes: What is the current marital status of the legal parent? (The legal parent is the parent that provided more than 50% of your support over the past 12 months.)
    - Married (not separated), Unmarried, divorced or separated, but both legal parents live together, Remarried: What was the tax filing status of the legal parent in 2022?
      - Married, filing jointly: Married, filing jointly
      - Single, Divorced, Widowed: Married, filing separately; Single; Head of household
    - Single (never married), Separated, Divorced, Widowed: What was the tax filing status of the legal parent in 2022?
      - Married, filing jointly: Married, filing jointly
      - Single, Divorced, Widowed: Married, filing separately; Single; Head of household

Use the UCanGo2.org FSA ID Worksheet to keep a record of your FSA ID information. It's available in English and Spanish at [UCanGo2.org](https://ucango2.org). Click **Publications & Tools** to access the worksheet.

**UCanGo2!**  
WITHIN REACH... WITHIN YOU

The Oklahoma State Regents for Higher Education, in compliance with Titles VI and VIII of the Civil Rights Act of 1964, Executive Order 11246 as amended, Title IX of the Education Amendments of 1972, Americans with Disabilities Act of 1990 and other federal laws and regulations, do not discriminate on the basis of race, color, national origin, sex, age, religion, handicap or status as a veteran in any of its policies, practices or procedures. This includes, but is not limited to, admissions, employment, financial aid and educational services. This publication is issued by the Oklahoma State Regents for Higher Education, as authorized by 70 O.S. 2003, Section 3206. Copies have not been printed but are available through the agency website at [www.ohiohiohiohio.org](http://www.ohiohiohiohio.org). Two printout copies have been deposited with the Publications Clearinghouse of the Oklahoma Department of Libraries, August 2003.

Federal Student Aid IDs (FSA IDs) are required for students and parents to access and electronically sign the FAFSA. The FAFSA will determine who needs an FSA ID as you advance through the application, but this document is intended to help you determine who needs to create an FSA ID ahead of time.

FSA IDs should be created at least 3-5 days before starting the FAFSA. You can create one today by visiting [StudentAid.gov](https://studentaid.gov) and clicking **Create Account**.

- Every student needs an FSA ID!
- Only the legal parent(s) of a dependent student (and their spouse in some cases) will need an FSA ID. Legal guardians will not be contributors to the FAFSA. If a student is determined to be independent for FAFSA purposes, no parents will need an FSA ID.
- Only one parent will need an FSA ID to consent to the transfer of 2022 IRS information.
- Both parents will need FSA IDs to consent to the transfer of 2022 IRS information.
- If currently separated, divorced, or widowed, but 2022 taxes were filed jointly, one parent will need an FSA ID to consent to the transfer of 2022 IRS information. The student should contact the financial aid office to request an income adjustment.
- Only the legal parent will need an FSA ID to consent to the transfer of 2022 IRS information.

[https://ucango2.org/publications/fafsa/Who\\_Needs\\_FSA\\_ID.pdf](https://ucango2.org/publications/fafsa/Who_Needs_FSA_ID.pdf)



# Important!

- In your part of the FAFSA (student section), you'll be asked to provide the name, birthdate, social security number and email address of your parent(s).
- Before doing this, make sure to ask them exactly how their information appears on their FSA ID(s).
- If all information doesn't match, your FAFSA will need corrections before being fully processed.

# Create Your FSA ID

Go to StudentAid.gov and choose 'Create Account'

The screenshot shows the Federal Student Aid website homepage. At the top, there is a blue banner with an information icon and text: "Because of legislation passed by Congress, student loan payments have restarted. Borrowers can lower their payments, even to \$0, by enrolling in the new SAVE Plan." Below this is a navigation bar with links for "Help Center", "Submit a Complaint", and "English | Español". The main navigation area includes the "Federal Student Aid" logo, "FAFSA® Form", "Loans and Grants", "Loan Repayment", and "Loan Forgiveness". The "Log In | Create Account" link is circled in red. The main content area features a large heading "Get Ready for Student Loan Payments" with a "Restarting Payments" button. To the right, under "POPULAR TOPICS", there are links for "Apply for Aid Using the FAFSA® Form", "Learn About Public Service Loan Forgiveness", "Enroll in an Income-Driven Repayment (IDR) Plan", "View Your Loan Information", and "Update on Student Loan Debt Relief". The bottom of the page shows an illustration of diverse students and a small owl logo.

**Get Ready for Student Loan Payments**

[Restarting Payments](#)

Making Payments for the First Time

**POPULAR TOPICS**

- [Apply for Aid Using the FAFSA® Form >](#)
- [Learn About Public Service Loan Forgiveness >](#)
- [Enroll in an Income-Driven Repayment \(IDR\) Plan >](#)
- [View Your Loan Information >](#)
- [Update on Student Loan Debt Relief >](#)

# FSA ID Tips

Use your personal email account

Never share your FSA ID with anyone, not even your parents

Never include your birthdate in any password

The screenshot shows the 'Create an Account (FSA ID)' page on the Federal Student Aid website. It is Step 1 of 7, titled 'Personal Information'. The page includes a progress bar, a disclaimer, and several input fields. A checkbox for 'I don't have a Social Security number' is checked and highlighted in yellow.

Federal Student Aid  
FAFSA® Form | Loans and Grants | Loan Repayment | Loan Forgiveness | Log In | Create Account

### Create an Account (FSA ID)

Step 1 of 7

#### Personal Information

I understand that I'll be required to certify that the information I provide to create an account (FSA ID) is true and correct and that I'm the individual I claim to be.

If I'm not the person I claim to be, I understand that I'm not authorized to proceed and that I should exit this form now. If I provide false or misleading information, I understand that I might be subject to a fine, prison time, or both.

First Name

Middle Initial

Last Name

Date of Birth  
Month  Day  Year

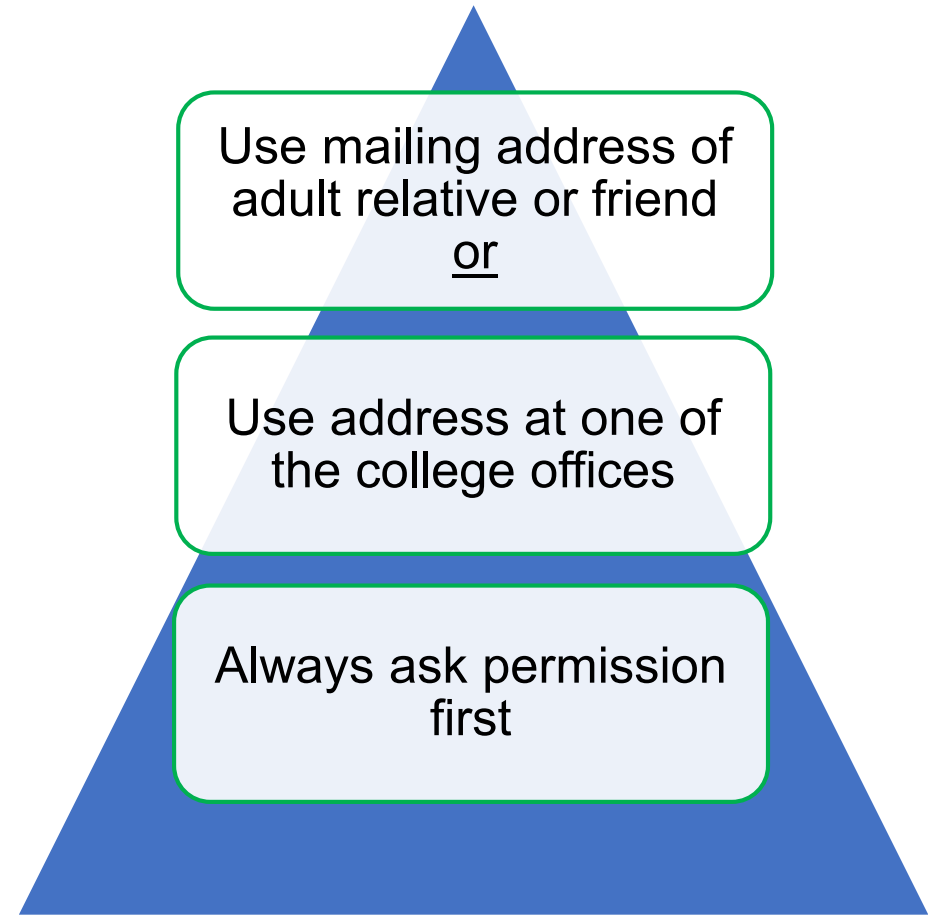
Social Security Number

I don't have a Social Security number.

Cancel Continue

# Homelessness

If you're currently not living with a parent/legal guardian and you are homeless, or self-supporting and at risk of being homeless:



# Verify Email & Cell Phone Info

Step 7 of 7

## Account Recovery

Only a verified email address OR a verified mobile phone number is required, but if you provided both on previous screens, you MUST verify both below.

Verify My Mobile Phone Number ✓

⚠ NOT VERIFIED

Previous Finish

You'll receive a text containing a secure code

Enter the code into your FSA ID application

Another code will be sent to your email address to verify its accuracy

**You'll be required to provide a unique email address.**



# Two-Step Verification

Installing an authenticator app isn't required, but it's an additional way to keep your information secure.

Download your own, or set one up here.

Federal Student Aid

FAFSA Form - Loans and Grants - Loan Repayment - Loan Forgiveness

Log In | Create Account

## Create an Account

Step 7 of 7

### Enable Two-Step Verification

**Protect Your Account with Two-Step Verification**

Whenever you sign in, we'll send a verification code to make sure it's really you. To keep your account protected, make sure your email is verified. We also suggest setting up verification using a secure authenticator app.

Your verified method(s) can now be used to log in.

**Email Verification**  
jesefaden@gmail.com Verified

**Use an Authenticator App (Most Secure Option)**

Use an authenticator app that you've downloaded from a mobile app store to view in-app verification codes — visible only to you — that can confirm your identity when you log in. [Learn more.](#)

[Set Up an Authenticator App](#)

# One-Use Backup Code

## NOTE:

Your backup code can only be used once.

If it gets lost, log in to your account and select “Generate a New Backup Code” under “Two-Step Verification” in Settings.

**1-800-433-3243**

You’ll be given a one-use backup code when you’ve finished your FSA ID application. This can be used if the 2-step verification isn’t successful. Store it somewhere safe.

For assistance, contact Student Aid at  
**1-800-4-FED-AID.**



# Create Your FSA ID Early

At least a week  
before you start  
your FAFSA

- The sooner the better
- You can even create it today

Goes through  
match with SSA

- Matching process can take 3-5 days
- A contributor will be notified if match fails

Until info matches  
are complete:

- A contributor will not be able to complete and sign their portion of the FAFSA

# Parent FSA ID

Both parents may need an ID.

Their email addresses and mobile numbers can only be associated with one FSA ID—neither can match yours.

# No Social Security Number?

New this year: Parents without SSNs will be able to create an FSA ID.

- They no longer have to mail in a signature page

Since there won't be a SSN to verify, their FSA IDs can be created right before they contribute their information

- This process won't be finalized until immediately before the FAFSA becomes available

# Complete Your FAFSA



# Gather Your Information

Your Social Security or  
Permanent Resident  
Card



Your 2022 tax  
return/W-2s



Your parent(s)'  
name, date of  
birth, Social  
Security number  
and email address

# Helpful FAFSA Tips

No punctuation when entering your name, unless there's a hyphen on your card

Save the application frequently throughout the process

Always use the 'Previous' and 'Continue' buttons; don't use your browser's Back button or you may have to start over



# Start Your FAFSA

Go to FAFSA.gov

Select 'Start a New Form'



The screenshot shows the FAFSA.gov homepage. At the top, it says "An official website of the United States government." and "Help Center English | Español". The main header includes "FederalStudentAid AN OFFICE OF THE U.S. DEPARTMENT OF EDUCATION" with navigation links for "FAFSA", "Loans & Grants", "Repayment", and "Loan Forgiveness". There is a search bar and "Log In | Create Account" links.

The main content area features a large banner with the text "Get Money to Pay for School" and "Use the Free Application for Federal Student Aid (FAFSA®) form to apply for financial aid for college or graduate school." Below this, it says "2024-25 FAFSA Form" and has two buttons: "Start a New Form" and "Edit Existing Form". A link says "Need to access last year's form? Start or Edit a 2023-24 Form".

Below the banner is a section titled "Check FAFSA® Deadlines for the State You Live In" with dropdown menus for "School Year" and "State of Residence", a "Find Deadlines" button, and a link "View All FAFSA Deadlines".

At the bottom, there are three informational cards:

- Who Should Complete This?** Any student, regardless of income, who wants to be considered for federal, state, and school financial aid programs, which includes scholarships, grants, loans, and Federal work-study.
- How Long Will it Take?** It takes most people less than an hour to complete, including gathering any documents or data needed.
- What Do I Need?**
  - Verified StudentAid.gov account
  - Social Security Number
  - Parent or spouse contributor email addresses
  - Income and asset information, if required

# Log In

An official website of the United States government

Help Center Submit a Complaint English | Español

Federal Student Aid  
AN OFFICE OF THE U.S. DEPARTMENT OF EDUCATION

FAFSA® Form ▾ Loans and Grants ▾ Loan Repayment ▾ Loan Forgiveness ▾ Log In | Create Account 🔍

Log In ↔

Email, Phone, or FSA ID Username  
test595011023

Password  
..... Show Password

Log In

Forgot My Username | Forgot My Password

Create an Account ←

Help Me Log In to My Account

Help Center | Contact Us | Site Feedback

About Us | Announcements | Data Center | Resources | Forms Library

Federal Student Aid  
AN OFFICE OF THE U.S. DEPARTMENT OF EDUCATION

🐦 📘 📺 📺 📺 Notices | usa.gov | vote.gov | ed.gov | Site Feedback

Enter your FSA ID

- Username and password

If you don't have an FSA ID, choose 'Create an Account'



- You won't be able to complete your FAFSA until the matching process is complete

# Select Your Role

**FAFSA**<sup>®</sup> FORM 2024–25

Welcome, Raya,  
to the FAFSA<sup>®</sup> Form

I am starting the FAFSA form as a

Student   Parent 

[Previous](#) [Continue](#) ✓

# Onboarding

FAFSA® FORM 2024-25 Student Raya Tran

Understanding the FAFSA® Form

1 of 4

What is the FAFSA® form?

Use the *Free Application for Federal Student Aid* (FAFSA®) form to apply for grants, scholarships, work-study funds, and loans for college or graduate school.

FAFSA® Overview

FAFSA® Overview

Previous Continue

1. Watch video, then 'Continue'

FAFSA® FORM 2024-25 Student Raya Tran

Understanding the FAFSA® Form

2 of 4

Contributors to the FAFSA® Form

**Parents or Spouses**  
Your answers on the FAFSA form will determine if any contributors need to be identified. These contributors will complete their own sections of the form and are asked to provide personal and financial information, but will not become financially responsible for your education.

**How to Invite**  
Contributors will need to log in with their own FSA ID to provide their information. To invite a contributor to your FAFSA form, you'll need to provide their name, date of birth, Social Security number, and email address.

Information or Documents You May Need ^

You might need the following information or documents as you fill out the FAFSA form:

- Tax returns
- Records of child support received
- Current balances of cash, savings, and checking accounts
- Net worth of investments, businesses, and farms

Previous Continue

2. Read info about Contributors

# Onboarding

25 Student Raya Tran

## Understanding the FAFSA® Form

3 of 4

### What To Expect

How long will this take? ⌚ 1 hour

Every contributor must provide consent for you to be eligible for federal student aid. With your consent, we can obtain your federal tax information automatically from the IRS to help you complete the FAFSA® form. You can save the form and return to it later if you need more time.

Previous Continue

3. Notice of required consent to transfer information from a tax return

25 Student Raya Tran

## Understanding the FAFSA® Form

4 of 4

### After Submitting the FAFSA® Form

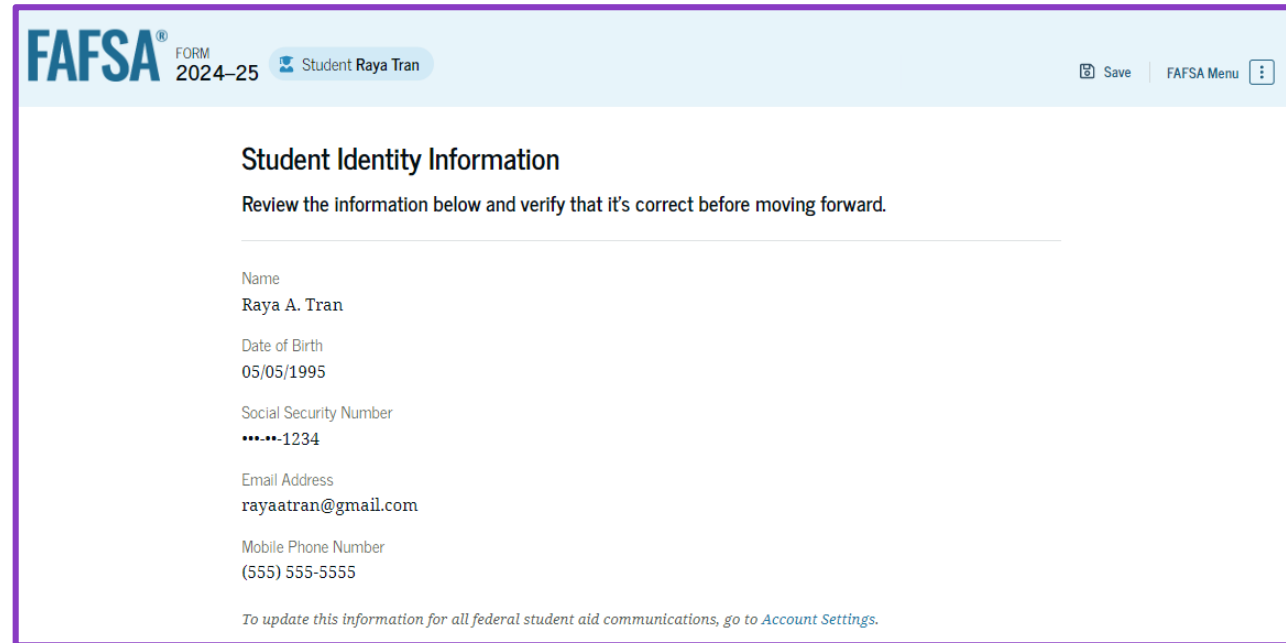
After submission, you'll need to check on the status of your FAFSA® form and make corrections, if required.

- Your form will be processed in 1–3 days.
- You'll receive a FAFSA Submission Summary. It will include the Student Aid Index (SAI), a number used to determine federal student aid eligibility.
- Schools will use your SAI to create your financial aid offer that explains the types and amounts of aid they are offering you. Most schools will wait to send you an aid offer only after they accept you for admission.

Previous Start FAFSA form

4. Shows what happens after you submit your FAFSA

# Review Identity Information



The screenshot shows the FAFSA 2024-25 interface for a student named Raya Tran. The page title is "Student Identity Information" and it includes a "Save" button and a "FAFSA Menu" dropdown. The main content area contains the following information:

**Student Identity Information**  
Review the information below and verify that it's correct before moving forward.

---

Name  
Raya A. Tran

Date of Birth  
05/05/1995

Social Security Number  
•••••1234

Email Address  
rayaaturan@gmail.com

Mobile Phone Number  
(555) 555-5555

*To update this information for all federal student aid communications, go to [Account Settings](#).*

- To update information, access your account settings at StudentAid.gov
- Changes to your mailing address can be made directly on this page.

# Provide Consent

FAFSA<sup>®</sup> FORM 2024-25 Student **Raya Tran** Save FAFSA Menu

### Provide Consent or Be Ineligible for Federal Student Aid

#### Summary

Your consent is needed to retrieve and disclose federal tax information (FTI). With your consent, we can obtain tax return information automatically from the IRS to help you complete your FAFSA<sup>®</sup> form. If you don't provide consent, you will not be eligible for federal student aid including grants and loans. You must provide consent even if you didn't file a U.S. federal tax return or any tax return at all.

- Get your 2022 tax return information for the 2024-25 FAFSA form.
- Tax return information is required to complete your FAFSA form.
- FTI is used to determine your eligibility for federal student aid.

Under penalty of law, I certify that I am the individual associated with the FSA ID log-in credentials used to access the FAFSA form to provide the necessary approval and consent for the disclosure of my federal tax information (FTI) from the U.S. Department of the Treasury. By approving and consenting to:

- The U.S. Department of Education to disclose my Social Security number, last name, date of birth to the U.S. Department of the Treasury in order to obtain my FTI only for the purpose of determining the eligibility for, and the amount of, federal student aid for myself or of others for which I participated and shared my FTI by a program authorized under subpart 1 of part 602 of Title IV of the *Higher Education Act of 1965*, as amended.
- The use of my FTI by U.S. Department of Education officials and contractors (as defined in U.S.C. § 6103(d)(13)), only for the purpose of determining the eligibility for, and amount of, federal student aid for myself or of others for which I participated and shared my FTI by a program authorized under Title IV of the *Higher Education Act of 1965*, as amended.
- The U.S. Department of Education to redisclose my FTI received from the U.S. Department of the Treasury, pursuant to 26 U.S.C 6103(d)(13)(D)(iii), which includes:
  - institutions of higher education participating in the federal student aid program authorized under the *Higher Education Act of 1965*, as amended;
  - state higher education agencies; and
  - scholarship organizations designated prior to Dec. 19, 2019, by the Secretary of Education.
- The use of my FTI for the application, award, and administration of student aid awards by the federal government, institutions of higher education, state higher education agencies, and designated scholarship organizations.
- The redisclosure of my FTI to any future 2024-25 FAFSA forms for which I elect to participate (e.g., if I elect to participate in my child's FAFSA form or to complete my own FAFSA form or to participate in another FAFSA form). My FTI will be redisclosed to these additional forms upon my affirmation to participate. I understand that I may decline an invitation to participate, which will prevent the transfer of my FTI to that FAFSA form.

By approving and consenting, I further understand:

- My approval and consent are a condition of my eligibility or of others for which I have participated and shared my FTI for federal student aid, even if I did not file a U.S. federal tax return.
- FTI received from the U.S. Department of Treasury will supersede any manually entered financial or income information on the FAFSA form.
- The U.S. Department of Education may request updated tax information from the U.S. Department of Treasury once consent is provided. If FTI has changed (e.g., amended tax return filed with revised FTI), then eligibility for and amounts of federal, state, and institutional financial aid may change.
- If I do not approve and consent to the disclosure of my FTI the U.S. Department of Education will be unable to calculate my eligibility for federal student aid or the eligibility of others who have requested that I share my FTI on their FAFSA form.
- I am permitted to revoke my approval and consent for the disclosure and use of my FTI, as outlined herein, at StudentAid.gov. However, by revoking such approval and consent, neither I nor other applicants for which I participated and shared my FTI will be eligible for future federal student aid and/ or other financial aid program that used FTI to make determinations for eligibility of aid awarded by an institution of higher education, state higher education agency, or other designated scholarship organization.

#### Frequently Asked Questions

- Who should provide consent?
- If I'm married and didn't file a joint tax return with my current spouse, does my spouse have to provide consent for you to access their tax information?
- What happens after I provide consent?
- What happens if I revoke consent?
- What happens if I decline consent?

Select "Approve" to consent to using your tax information to determine your eligibility for federal student aid. If you select "Decline," you will not be eligible for federal student aid.

Previous Decline Approve



# Automatic Transfer

If any contributor does not choose 'Approve':

- The FAFSA won't be processed
- The student will not be eligible for federal student aid

There may be exceptions for special or unusual circumstances

- We'll discuss this more on another slide.




# Personal Circumstances

**FAFSA**<sup>®</sup> FORM 2024–25 Student Raya Tran Save FAFSA Menu

## Your Personal Circumstances

Tell us about your marital status; your financial dependencies; your plans for college; and any other special circumstances that may impact your aid eligibility (including if you've been homeless or at risk of becoming so).



- This information can affect how much aid you're eligible to receive.
- Based on your answers, we may need to collect additional information from other people.

[Previous](#) [Continue](#)

# College or Career School Plans

Even if you have concurrent enrollment or AP credits, be sure to choose 'First Year (freshman)' as your college grade level.

The screenshot shows the FAFSA 2024-25 interface for Student Raya Tran. The progress bar indicates the user is on step 4, 'Colleges', out of 5 steps: 1. Personal Circumstances, 2. Demographics, 3. Financials, 4. Colleges, and 5. Signature. The current section is titled 'Student College or Career School Plans'. It contains two questions:

When the student begins the 2024-25 school year, what will their college grade level be?

- First Year (freshman) ←
- Second Year (sophomore)
- Other undergraduate (junior or senior)
- College graduate, professional, or beyond (MBA, M.D., Ph.D., etc.)

When the student begins the 2024-25 school year, will they have their first bachelor's degree?

- Yes
- No

At the bottom, there are 'Previous' and 'Continue' buttons.

# Student Circumstances

FAFSA<sup>®</sup> FORM 2024–25 Student Raya Tran Save FAFSA Menu

1 Personal Circumstances 2 Demographics 3 Financials 4 Colleges 5 Signature

### Student Personal Circumstances

Select all that apply.

- The student is currently serving on active duty in the U.S. armed forces for purposes other than training.
- The student is a veteran of the U.S. armed forces.
- The student has children or other people (excluding their spouse) who live with them and receive more than half of their support from the student now and between July 1, 20XX and June 30, 20XX.
- At any time since the student turned 13, they were an orphan (no living biological or adoptive parent).
- At any time since the student turned 13, they were a ward of the court.
- At any time since the student turned 13, they were in foster care.
- The student is or was a legally emancipated minor, as determined by a court in their state of residence.
- The student is or was in a legal guardianship with someone other than their parent or stepparent, as determined by a court in their state of residence.
- None of these apply

Previous Continue

Eight different situations are listed here. If none of them apply to you, click in the box next to 'None of these apply' and choose 'Continue'.

# Homelessness

FAFSA<sup>®</sup> FORM 2024-25 Student Raya Tran Save FAFSA Menu

1 Personal Circumstances 2 Demographics 3 Financials 4 Colleges 5 Signature

### Student Other Circumstances

At any time on or after July 1, 2023, was the student unaccompanied and either (1) homeless or (2) self-supporting and at risk of being homeless?

Yes  No

Previous Continue

If you've been unaccompanied by a parent or legal guardian and have been homeless or *at risk* of being homeless any time since July 1, 2023, answer 'Yes' to this question.

# Other Unusual Circumstances

FAFSA<sup>®</sup> FORM 2024-25 Student Raya Tran Save FAFSA Menu

1 Personal Circumstances 2 Demographics 3 Financials 4 Colleges 5 Signature

### Student Unusual Circumstances

This information will help us evaluate the student's ability to pay for school.

**Do unusual circumstances prevent the student from contacting their parents or would contacting their parents pose a risk to the student?**

*A person experiencing unusual circumstances may have:*

- Left home due to an abusive or threatening environment;
- Been abandoned by or estranged from their parents, and have not been adopted;
- Been granted refugee or asylee status and are separated from their parents, or their parents are displaced in a foreign country;
- Been a victim of human trafficking;
- Been incarcerated, or their parents are incarcerated and contact with them would pose a risk to them; or
- Been otherwise unable to contact or locate their parents, and have not been adopted.

*If their circumstances resulted in not having a safe, stable place to live, they may be considered a homeless youth and should review the answer to the previous question about being unaccompanied and homeless.*

Yes  No

Previous Continue

If none of these circumstances apply to you,  
answer the question 'No'

# Provisional Independent Status

- If an unusual circumstance applies to you
  - You'll be given a 'provisional independent' status
  - Your parents won't be required to contribute information to your FAFSA
  - The financial aid department at your college is required to ask you for documentation to verify your situation
  - You must provide it by the deadline they give you
  - **Once verified**, you will remain an independent student


 Yes

# Dependent Students

FAFSA<sup>®</sup> FORM 2024-25 Student Raya Tran Save FAFSA Menu

1 Personal Circumstances 2 Demographics 3 Financials 4 Colleges 5 Signature

### Student Dependency Status

 **Dependent Student**  
Based on your answers, you're a dependent student, and since we assume parents of dependent students will help pay for your education if they are able, we need information about their finances and backgrounds. This information is used to determine how much financial aid you're eligible to receive.

#### Apply for a Direct Unsubsidized Loan Only

Are the student's parents unwilling to provide their information, but the student doesn't have an unusual circumstance that prevents them from contacting or obtaining their parents' information?

Select "Yes" if the student wants a financial aid administrator at their school to determine their eligibility for a Direct Unsubsidized Loan only.

Yes  No

Previous Continue

If a parent is unwilling to provide information for their dependent student's FAFSA, the student can indicate that here.

# Your Parents' Marital Status

**FAFSA**<sup>®</sup> FORM 2024-25 Student Raya Tran Save FAFSA Menu


1 Personal Circumstances 2 Demographics 3 Financials 4 Colleges 5 Signature

### Tell Us About Your Parents

On the FAFSA<sup>®</sup> form, your "Parent" is your legal (biological or adoptive) parent or stepparent who supports you financially.

Are your parents married to each other?

Yes  No

 **You will need to provide information for your parents**  
Based on your answers in this section, you'll need to provide information about both of your parents on your FAFSA form. You can invite your parents to your form so they can complete their required sections.

Previous Continue



# Invite Your Parents to Contribute

**FAFSA** FORM 2024-25 Student Raya Tran Save FAFSA Menu

1 Personal Circumstances 2 Demographics 3 Financials 4 Colleges 5 Signature

### Invite Parents to your FAFSA Form

**You will need to provide information for your parents**  
Based on your answers in the previous section, you'll need to provide information about both of your parents on your FAFSA form. You can invite your family members to your form to help you complete all required sections.

Enter names of parents, identified on the prior page, and we'll send electronic requests on your behalf.

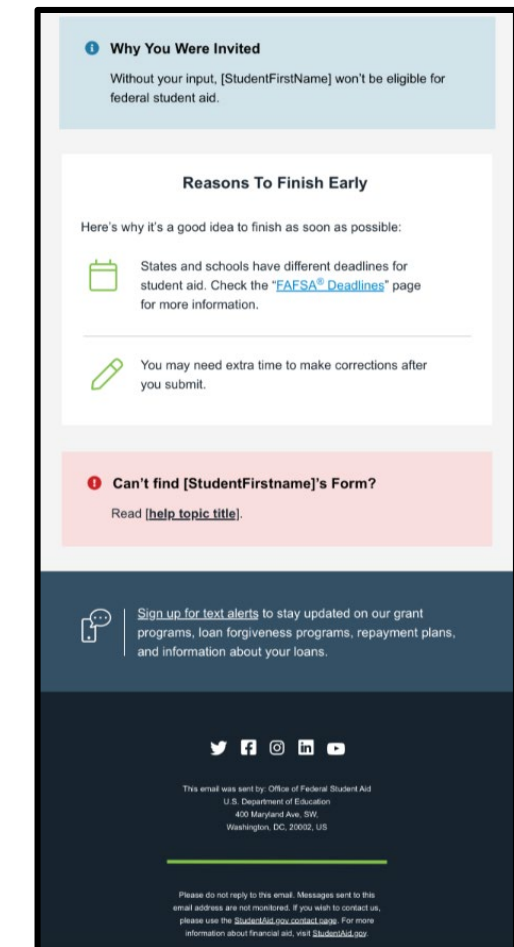
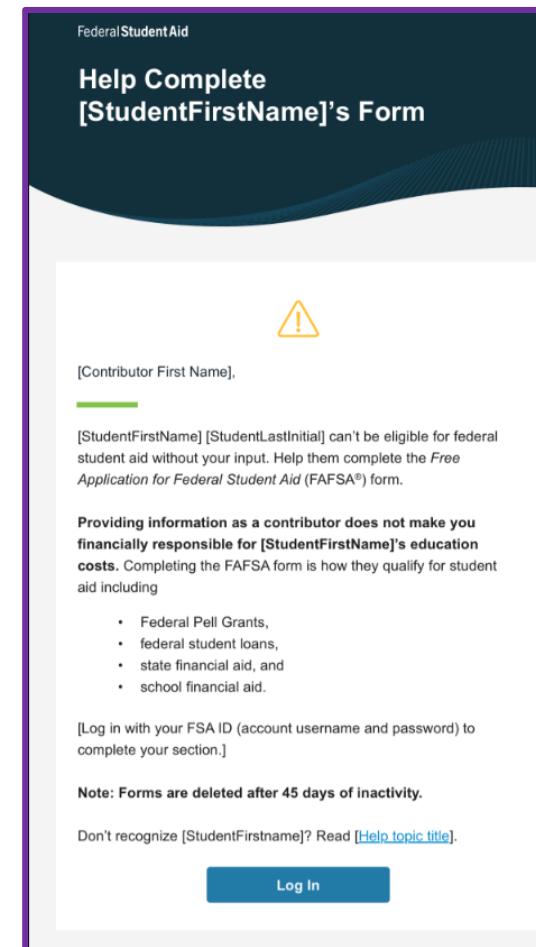
Please make sure to provide information that your parents would use to login to StudentAid.gov.

| Parent   | Parent Spouse <small>optional</small>      |
|--|--|
| <b>First Name</b><br>Alcina                          | <b>First Name</b><br>                      |
| <b>Last Name</b><br>Tran                             | <b>Last Name</b><br>                       |
| <b>Date of Birth</b><br>Month Day Year<br>05 05 1973 | <b>Date of Birth</b><br>Month Day Year<br> |

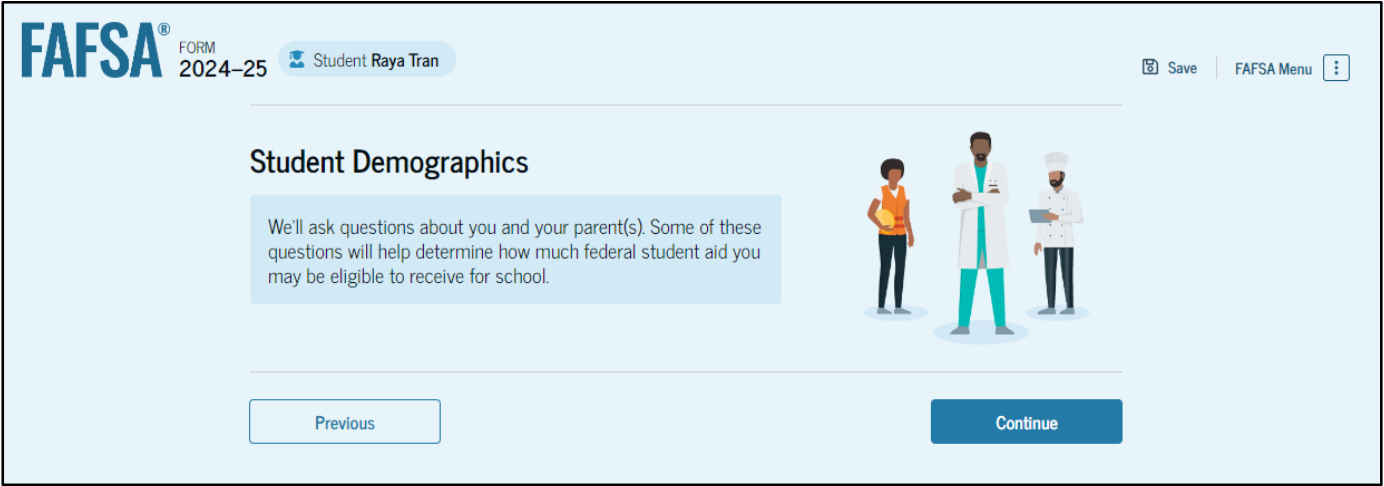
|   |   |
|---|---|
| <b>Social Security Number (SSN)</b><br>[ ] SHOW ⓘ<br><input type="checkbox"/> My parent doesn't have a SSN<br><b>Email Address</b><br>alcinatran@school.edu<br><b>Confirm Email Address</b><br>alcinatran@school.edu<br>[ Invite Parent ] | <b>Social Security Number (SSN)</b><br>[ ] HIDE ⓘ<br><input type="checkbox"/> My parent doesn't have a SSN<br><b>Email Address</b><br>[ ]<br><b>Confirm Email Address</b><br>[ ]<br>[ Invite Parent ] |
| [ Previous ]  | [ Continue ]  |

# Parent Email

- When you invite your parents to contribute their information, they will receive an email that looks like this.
- When they click 'Log In', they will be taken to StudentAid.gov, where they'll be able to enter their FSA ID and start their part of the application.



# Student Demographics



You'll be asked about your:

Gender

Race & Ethnicity

Citizenship Status



Prefer not to answer

# 'Fallen Heroes' Question

If you lost a parent who:

- Was killed while on active duty in the military on or after 9/11/2001 or
- Died while performing official duties as a public safety officer,

You will be eligible for the full allowable Pell grant amount, which will be \$7,395 in the 2024-25 academic year.

The screenshot shows the FAFSA 2024-25 application interface for Student Raya Tran. The progress bar indicates the user is on step 2, 'Demographics'. The current question is 'Parent Killed in Line of Duty', which asks if the student's parent or guardian was killed in the line of duty while (1) serving on active duty as a member of the Armed forces on or after September 11, 2001 or (2) performing official duties as a public safety officer. The question includes a definition of public safety officers: law enforcement officers, firefighters, and emergency service workers. The 'No' radio button is selected. Navigation buttons for 'Previous' and 'Continue' are visible at the bottom.

FAFSA<sup>®</sup> FORM 2024-25 Student Raya Tran Save FAFSA Menu

Personal Circumstances **Demographics** Financials Colleges Signature

### Parent Killed in Line of Duty

Was the student's parent or guardian killed in the line of duty while (1) serving on active duty as a member of the Armed forces on or after September 11, 2001 or (2) performing official duties as a public safety officer?

*Public safety officers include law enforcement officers, firefighters, and emergency service workers.*

Yes  No

Previous Continue

# Your Financial Information

**FAFSA**<sup>®</sup> FORM 2024–25 Student Raya Tran Save FAFSA Menu

## Your Finances

The FAFSA form helps schools determine your ability to pay for college without financial aid, so we ask in this section if you receive any federal or state entitlement benefits and if you have any investments, real estates, or other assets.

Previous Continue

- You must report any income you earned in 2022, even if you didn't file a tax return
  - If you didn't file, you'll be able to enter your information manually

# Reporting Financial Information

Report whole dollars

- No decimals
- Enter zero if a question doesn't apply to you

Refer to your W-2s

- Find your W-2(s) before you start
- If no W-2(s), be prepared to give an estimate of your income

# Two More Income Questions

**FAFSA**® FORM 2024-25 Student Raya Tran Save FAFSA Menu

Personal Circumstances Demographics **3** Financials 4 Colleges 5 Signature

### Student 2022 Tax Return Information

Refer to the student's 2022 tax return to answer the following questions.  
*Convert all currency to U.S. dollars.*

**Amount of College Grants, Scholarships, or AmeriCorps Benefits Reported as Income to the IRS (optional)**

*The student paid taxes on these grants, scholarships, or benefits. These usually apply to those renewing their FAFSA® form, not to first-time applicants.*

\$  .00 ⓘ

**Foreign Earned Income Exclusion**

\$  .00

Previous Continue

# Dependent Student Assets

- Current value of cash, savings & checking accounts
- Current net worth of businesses and farms
- Current net worth of investments, including real estate

**FAFSA**® FORM 2024-25 Student Raya Tran Save FAFSA Menu

Personal Circumstances Demographics **3** Financials 4 Colleges 5 Signature

### Student Assets

**Current Total of Cash, Savings, and Checking Accounts**  
*Don't include student financial aid*

\$  .00

**Current Net Worth of Businesses and Investment Farms**  
*Enter the net worth of the student's businesses or for-profit agricultural operations. Net worth is the value of the businesses or farms minus any debts owed against them.*

\$  .00

**Current Net Worth of Investments, Including Real Estate**  
*Don't include the home the student lives in. Net worth is the value of the investments minus any debts owed against them.*

\$  .00

Previous Continue



# Select Your Colleges

FAFSA<sup>®</sup> FORM 2024-25 Student Raya Tran Save FAFSA Menu

Personal Circumstances Demographics Financials **Colleges** Signature

Where should we send your FAFSA?  
Search for the colleges to which you'd like to send your FAFSA<sup>®</sup> information.  
You can add up to 20 colleges to your FAFSA form.

0 of 20 Schools Selected View Selected Schools

Search by School Name Search by School Code

State  
Cal  
California (CA)

School Name - optional

Search

Previous Continue

Search for and select each college that you want to list on your FAFSA

|   |                               |          |
|---|-------------------------------|----------|
| Rice University<br>Burlington, California (CA)    | Federal School Code<br>B09773 | + Select |
| Rhodes College<br>Centerville, California (CA)    | Federal School Code<br>E89235 | + Select |
| Smith College<br>Lexington, California (CA)       | Federal School Code<br>G92383 | + Select |
| Macalester College<br>Madison, California (CA)    | Federal School Code<br>038412 | + Select |
| Wellesley College<br>Springfield, California (CA) | Federal School Code<br>F09983 | Selected |

Search and Select Schools

< Previous 1 2 3 4 5 Next >

Previous Continue

4 of 20 schools have been selected Search and Select Schools

The green box will keep track of the number of colleges you've selected

# Review Your Selected Schools

FAFSA<sup>®</sup> FORM 2024-25 Student **Raya Tran** Save FAFSA Menu

Personal Circumstances Demographics Financials **Colleges** Signature

### Selected Colleges

These are the colleges you want to receive your FAFSA information

To change the position of a school in your list, use the up and down arrow buttons to the left of the schools name.

**School list guidelines for Connecticut residents**

To be eligible for state grant aid in Connecticut, you must list an eligible in-state college within the first 2 positions. If you update your school choices later, please notify your state agency by sending an email to [sfa@ctohe.org](mailto:sfa@ctohe.org)

✓ **12 of 20 Schools Selected**

Showing 1 to 10 of 12

|   |  |                               |        |           |
|---|--|-------------------------------|--------|-----------|
| 1 | University of California<br>Northridge, CA | Federal School Code<br>G03453 | Remove | View Info |
| 2 | University of California<br>Northridge, CA | Federal School Code<br>G03453 | Remove | View Info |
| 3 | University of California<br>Northridge, CA | Federal School Code<br>G03453 | Remove | View Info |

|    |  |                               |        |           |
|----|--|-------------------------------|--------|-----------|
| 4  | University of California<br>Northridge, CA | Federal School Code<br>G03453 | Remove | View Info |
| 5  | University of California<br>Northridge, CA | Federal School Code<br>G03453 | Remove | View Info |
| 6  | University of California<br>Northridge, CA | Federal School Code<br>G03453 | Remove | View Info |
| 7  | University of California<br>Northridge, CA | Federal School Code<br>G03453 | Remove | View Info |
| 8  | University of California<br>Northridge, CA | Federal School Code<br>G03453 | Remove | View Info |
| 9  | University of California<br>Northridge, CA | Federal School Code<br>G03453 | Remove | View Info |
| 10 | University of California<br>Northridge, CA | Federal School Code<br>G03453 | Remove | View Info |

Search and Select Schools

< Previous **1** 2 Next >

Previous **Continue**

# Review Page

FAFSA<sup>®</sup> FORM 2024-25 Student Raya Tran Save FAFSA Menu

Take a moment to review before signing

Expand the sections below to review and edit the information you've entered before you sign your portion of the form.

Student Sections Expand All

- Introduction Personal Identifiers
- Section 1 Personal Circumstances
- Section 2 Demographics
- Section 3 Financials
- Section 4 Colleges
- Section 5 Signature

- To view all of your responses, click 'Expand All' or view each section individually
- To edit a response, select the question's hyperlink and you'll be taken to the correct page
- You'll also be able to see the status of your parent(s)' invitation.

Parent Contributor Section

This Section is Shared With 2 Contributors

Your FAFSA form is shared with the individuals listed below. You can request, manage, or remove signatures and contributions from this page or in your FAFSA form.

| Parent Contributors | Date Request Sent | Status      | Edit |
|---------------------|-------------------|-------------|------|
| Alcina Tran         | 07/13/2024        | Invite Sent |      |
| Travis Tran         | 07/13/2024        | Invite Sent |      |

Previous Continue

# Sign & Submit Your FAFSA

- Read these pages carefully
- Agree to the terms
- Click 'Submit'

The screenshot shows the FAFSA 2024-25 application interface for Student Raya Tran. The progress bar indicates that the 'Signature' step is the current and final step, with previous steps (Personal Circumstances, Demographics, Financials, and Colleges) completed. The main heading is 'Sign and Complete Your Part'. A green box highlights the 'Summary' section, which states: 'This page confirms you understand that you have filled it out accurately to the best of your knowledge and you agree, if asked to provide the following information: The FAFSA form is a legal document you are signing and associated with your personal information.' Below this, a paragraph states: 'By signing this application electronically using your username and password, and/or any other credential or by signing a signature page and mailing it to us, you certify that all of the information you provided is true and complete to the best of your knowledge and you agree, if asked to provide the following information:' followed by a bulleted list: '• information that will verify the accuracy of your completed form, and • U.S. or state income tax forms that you filed or are required to file.' Another paragraph states: 'You also certify that you understand that the secretary of education has the authority to verify information reported on your application with the Internal Revenue Service and other federal agencies.' A third paragraph states: 'If you sign this application or any document related to the federal student aid programs electronically using a username and password, and/or any other credential, you certify that you are the person identified by the username and password, and/or any other credential and have not disclosed that username and password, and/or any other credential to anyone else. If you purposely give false or misleading information, you may be fined up to \$20,000, sent to prison, or both.' The 'Sign Your FAFSA Form' section contains a checked checkbox next to the text 'I, Raya Tran, agree to the terms outlined above'. At the bottom, there are 'Cancel' and 'Submit' buttons. A blue arrow points to the 'Submit' button.

# Your Part of the FAFSA is Complete!

**FAFSA** FORM 2024-25 Student Raya Tran FAFSA Menu

**You're Almost There!**  
The Student Section is complete!

**Parent Contributors**

**Requirements for Dependent Students**  
Your FAFSA form is not complete until your parents complete the contributor section of the form and sign it. Once completed, your FAFSA form will be submitted for processing.

| Parent Contributors | Date Request Sent | Status   |
|---------------------|-------------------|--|
| Alcina Tran         | 07/13/2024        | <input checked="" type="checkbox"/> Invite Sent <a href="#">Edit</a> |
| Travis Tran         | 07/13/2024        | <input checked="" type="checkbox"/> Invite Sent <a href="#">Edit</a> |

**Track and Manage Your FAFSA Application and Your Contributors** [View Status](#)




This application has been added to My Activity in your StudentAid.gov account. Go there to:

- Review, edit, or cancel any FAFSA application information.
- Revise your household size, contact your schools.
- Start your state application to apply for state-based financial aid

# What's Next?

[< Back](#) [Print This Page](#)

**FAFSA**<sup>®</sup> FORM 2024–25 **FAFSA Submission Summary**

|  |  |   |  |  |
|--|--|---|--|--|
| Student  <b>Raya Tran</b> | Application Received<br>Sept. 10, 2024 | Application Processed<br>Sept. 12, 2024 | <b>Data Release Number</b> <br>2572 | Viewing: <b>Submission 1</b>  |
|--|--|---|--|--|

[Eligibility Overview](#) [FAFSA Form Answers](#) [School Information](#) [! Next Steps](#)

- Contains four sections
- Read all sections and make any corrections necessary
- Print a copy and keep it in a safe place
- The Data Release Number (DRN) can be very important

# What's Next?

- Financial aid offices at the schools you listed will receive the data
- They'll use the Student Aid Index (SAI) to determine your 'Financial Need'
- They'll prepare a Financial Aid Offer that will list the types and amounts of aid you will qualify for at their school

## Your Student Aid Index (SAI)

Your SAI is a number used by your school to determine your federal student aid eligibility and to build your financial aid offer

-355 ?

[What does this mean?](#)

# Special Circumstances

- If your family has experienced a loss of income since 2022, such as:
  - Loss of job or reduction of hours
  - Loss of income due to divorce, separation or death of parent
  - Unusual medical expenses
  - Larger income in 2022 that is not expected again,
- Discuss this with your financial aid office; it's **possible** they can adjust your income level to represent your current circumstances; this is called a 'Professional Judgment.'


Data Release Number ?

2572



# Financial Aid Offer

- Shows the total Cost of Attendance for one year at that institution
- Shows the types and amounts of aid the student is eligible to receive
- You're not required to accept all of the aid that's offered
- Know the deadline to accept/decline any of the aid



**2024-2025 Financial Aid Offer**  
OCAP University

Student Name: Jennifer Smith  
Student ID: 1234567

**Estimated Annual Cost of Attendance (COA)**

|   | Direct Costs    | Indirect Costs                      |
|---|-----------------|-------------------------------------|
| Tuition                                   | \$5,305         | Books & Supplies \$1,203            |
| Fees                                      | \$2,658         | Transportation \$900                |
| Room & Board                              | \$8,081         | Miscellaneous \$2,000               |
| <b>Total Direct Costs</b>                 | <b>\$10,844</b> | <b>Total Indirect Costs \$3,403</b> |
| <b>Total Estimated Cost of Attendance</b> | <b>\$20,147</b> |                                     |

**Next Steps**

- Accept or Decline aid offered before the deadline listed in the Financial Aid section of your student portal.
- Provide required documents for verification, if applicable.

**Grants, Scholarships & Work-Study**

| Aid Type   | Fall 2024      | Spring 2025    | Annual          |
|--|----------------|----------------|-----------------|
| Federal Pell Grant   | \$3,448        | \$3,447        | \$6,895         |
| Federal Supplemental Educational Opportunity Grant (FSEOG) | \$500          | \$500          | \$1,000         |
| Oklahoma Tuition Aid Grant (OTAG)                          | \$500          | \$500          | \$1,000         |
| Incoming Freshman Scholarship                              | \$750          | \$750          | \$1,500         |
| Federal Work-Study*  | \$1,200        | \$1,200        | \$2,400         |
| <b>Total Scholarships &amp; Grants</b>                     | <b>\$6,398</b> | <b>\$6,397</b> | <b>\$12,795</b> |

\*Federal work-study funds are contingent upon finding employment. Earnings are paid out bi-weekly.

**Student Loans**

| Aid Type                           | Fall 2024      | Spring 2025    | Annual         |
|------------------------------------|----------------|----------------|----------------|
| Federal Direct Subsidized Loan**   | \$1,750        | \$1,750        | \$3,500        |
| Federal Direct Unsubsidized Loan** | \$1,000        | \$1,000        | \$2,000        |
| <b>Total Aid Offered</b>           | <b>\$2,750</b> | <b>\$2,750</b> | <b>\$5,500</b> |

\*\*Federal loans are funds that can be applied toward your cost of attendance and must be repaid. You must accept or decline your loan eligibility by logging into your student portal.

**Other Financing Options**

**Federal Parent PLUS Loan**  
A loan available to parents with a good credit history. Parent repays the loan.

**Private Student Loan**  
Loans from banks or other lending institutions that are not federally supported. Students must apply for these loans separately.

**Payment Plan**  
OCAP University offers students a payment plan to spread the cost over the semester. Log into your student portal to enroll in a payment plan.

**Outside Scholarships**  
Scholarships are available from various businesses, organizations, and employers. Receiving outside scholarships may affect your eligibility for other types of aid.

For more information on these additional funding options please visit [OKcollegestart.org](http://OKcollegestart.org).

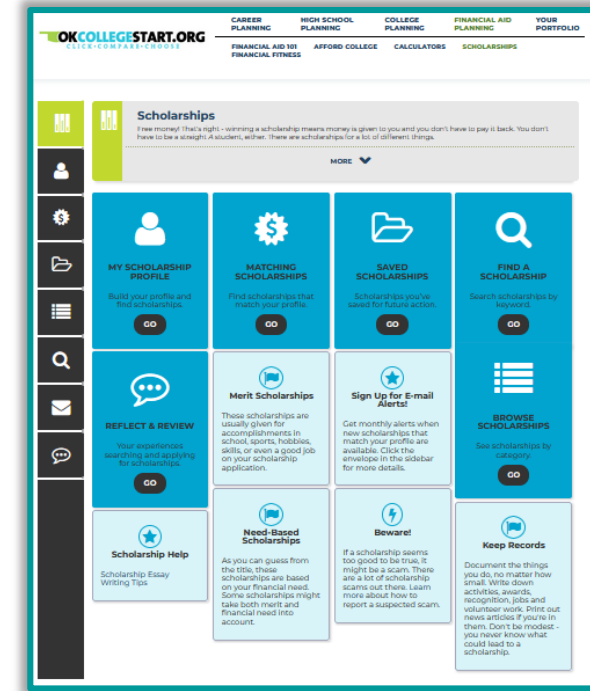
**Estimated outstanding costs not covered by grants, scholarships, work-study and loans:**

**\$1,852**

*Disclaimer: This financial aid offer is a sample, using fictional information. Each institution's financial aid offer will vary.*

# Scholarships

- Start searching here:
  - High school counselor
  - College websites
  - UCanGo2.org
  - OKcollegestart.org
  - OCCF.org
  - TulsaCF.org
  - Internet searches
    - Brand names, restaurants, beverage companies, 'scholarships for...'



# Oklahoma's Promise

- Must have applied in the 8<sup>th</sup>, 9<sup>th</sup>, 10<sup>th</sup> or 11<sup>th</sup> grade
- Must graduate from high school with two separate GPAs of 2.50 or higher
- Must begin college within three years after HS graduation
- Once you begin college, OKP will pay for five continuous years of education or until you earn your bachelor's degree, whichever comes first
- Visit [OKPromise.org](http://OKPromise.org) for more information



# Questions?



**UCanGo2 Outreach Team**  
**UCanGo2.org**  
**1.866.443.7420**  
**405.234.4239**  
**UCanGo2@ocap.org**

This presentation is for educational purposes only and is not intended to be construed as financial, investment, legal and/or tax advice.