


CREATING AN FSA ID WITH NO SOCIAL SECURITY NUMBER



UCanGo2.org

WITHIN REACH ... WITHIN YOU

IMPORTANT INFORMATION

The process for creating a Federal Student Aid ID (FSA ID) for parents without a Social Security number, will NOT be available until the FAFSA is released. The new 2024-25 FAFSA will be available by December 31, 2023, at StudentAid.gov.



FAFSA

- The FAFSA, or Free Application for Federal Student Aid, is your first step in applying for federal and some state financial aid programs.
- Complete the FAFSA every year for financial assistance to help with college expenses.
- Find the FAFSA application at [FAFSA.gov](https://fafsa.gov).
- To access and sign the FAFSA, students and parents will need to create an FSA ID (Federal Student Aid Identification) at StudentAid.gov.

The screenshot shows the Federal Student Aid website homepage. At the top, it says "An official website of the United States government." and "FederalStudentAid AN OFFICE OF THE U.S. DEPARTMENT OF EDUCATION". Navigation links include "FAFSA", "Loans & Grants", "Repayment", and "Loan Forgiveness". There are also links for "Help Center", "English | Español", "Log In", and "Create Account".

The main heading is "Get Money to Pay for School" with the subtext "Use the Free Application for Federal Student Aid (FAFSA®) form to apply for financial aid for college or graduate school." Below this are buttons for "Start a New Form" and "Edit Existing Form". A link says "Need to access last year's form? Start or Edit a 2023-24 Form".

There is a section titled "Check FAFSA® Deadlines for the State You Live In" with a "School Year" dropdown, a "State of Residence" dropdown, and a "Find Deadlines" button. A link below says "View All FAFSA Deadlines".

Three informational boxes are at the bottom:

- Who Should Complete This?** Any student, regardless of income, who wants to be considered for federal, state, and school financial aid programs, which includes scholarships, grants, loans, and Federal work-study.
- How Long Will it Take?** It takes most people less than an hour to complete, including gathering any documents or data needed.
- What Do I Need?**
 - Verified StudentAid.gov account
 - Social Security Number
 - Parent or spouse contributor email addresses
 - Income and asset information, if required



Why should you complete the FAFSA?

Used to determine your eligibility for financial aid

Also used to apply for some forms of state aid

Required each year for Oklahoma's Promise scholarship recipients



FAFSA Facts

The high school class of 2022 left about \$3.6 billion in Pell Grants on the table by not completing the FAFSA.

By 2025, nearly three out of four Oklahoma jobs will require education or training beyond high school.

Seniors who complete the FAFSA are 84% more likely to immediately enroll in postsecondary education.



FSA ID

- Username and password
- Serves as your electronic signature
- Student and parent will each create their own FSA ID
- Will be used each year to renew your FAFSA form
- Create the FSA ID at [StudentAid.gov](https://studentaid.gov)

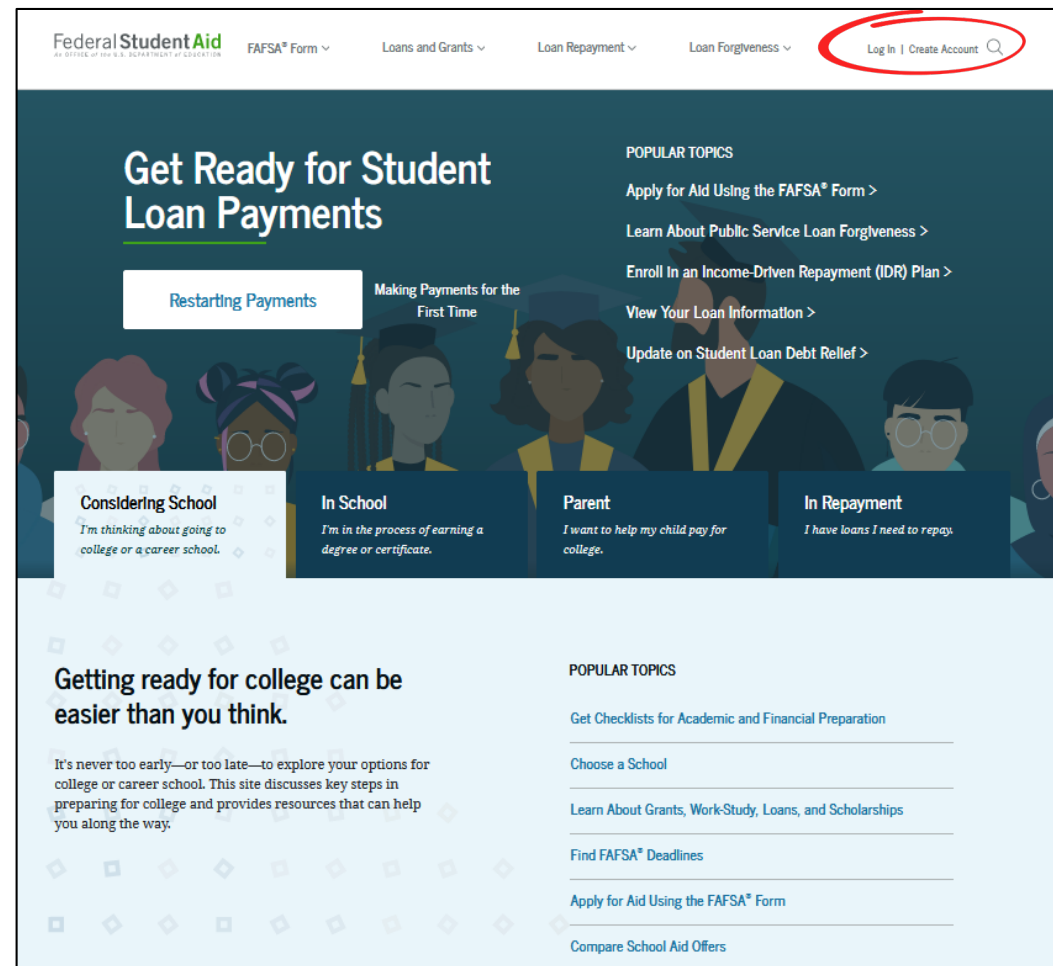


You will need these items to set up your FSA ID

- Full, legal name
- Date of birth
- Social Security number, if you have one
- Home address
- Email address
- You can set up a free email account at one of these sites –
 - Gmail
 - Yahoo
 - Outlook
 - AOL mail



To begin the FSA ID creation process, visit [StudentAid.gov](https://studentaid.gov) and click 'Create Account.'



Read through the information provided and get started.

Federal Student Aid
AN OFFICE OF THE U.S. DEPARTMENT OF EDUCATION

FAFSA® Form ▾ Loans and Grants ▾ Loan Repayment ▾ Loan Forgiveness ▾ Log In | Create Account 🔍

Create an Account

Whether you're a student, parent, or borrower, you'll need to create your own account to apply for, receive, and manage your federal student aid.

[Get Started](#)

Already have an account? [Log In](#)


What You Can Do With Your Account

You must have an account to do the following:

- Fill out the *Free Application for Federal Student Aid (FAFSA®)* form online
- Complete other online forms (such as the *Master Promissory Note*) required to receive aid
- Review the federal student aid you've received

What You'll Need

- Social Security number (if applicable)
- Your own email address



Personal Information

- Name
- Date of Birth
- If you don't have a Social Security number, check the highlighted box
- Press 'Continue'

FederalStudentAid
AN OFFICE OF THE U.S. DEPARTMENT OF EDUCATION

FAFSA® Form ▾ Loans and Grants ▾ Loan Repayment ▾ Loan Forgiveness ▾ Log In | Create Account 🔍

Create an Account (FSA ID)

Step 1 of 7

Personal Information

I understand that I'll be required to certify that the information I provide to create an account (FSA ID) is true and correct and that I'm the individual I claim to be.

If I'm not the person I claim to be, I understand that I'm not authorized to proceed and that I should exit this form now. If I provide false or misleading information, I understand that I might be subject to a fine, prison time, or both.

First Name

Middle Initial

Last Name

Date of Birth

Month Day Year

Social Security Number

I don't have a Social Security number.



Warning Will Appear

This box will appear when you hit 'Continue'. →

If you are the parent or spouse of a student applying for aid and you do not have an SSN, click 'Continue Without SSN'.

Warning: Your Account Will Be Limited Without SSN

If you create an account without an SSN, you'll be limited in what you can do. You should only continue creating an account without an SSN if one of the following statements is true for you:

- I am a parent or spouse of a student who is applying for aid and I do not have an SSN.
- I am a citizen of the **Freely Associated States** and need to complete the FAFSA form online.

Note: Any previously completed FAFSA forms won't be linked to your account. You will still be able to access information from 2023-24 FAFSA forms if you use your identifiers on the FAFSA roles page.

Go Back

Continue Without SSN



Username and Password

Username can be 6-30 characters long—a combination of letters and numbers. Not case sensitive.

Create and confirm your password; 8-30 characters long—a combination of numbers, upper and lowercase letters.

You must have an email address to create your FSA ID. The email cannot be associated with your student or spouse.

Account Information

Because financial aid agreements are legally binding, you can't create an account for someone else, even another family member. Parents and students must create their own accounts.

Username

Email Address

Confirm Email Address

Password

✓ Uppercase

✓ Lowercase

✓ Number

✓ 8+ characters

Confirm Password

Previous

Continue



Contact Information

- Enter your complete mailing address. This information will be used to verify individuals without an SSN.
- Enter and confirm your mobile phone number. Foreign phone numbers are not accepted. (You cannot use the same cell phone number as your child or spouse.) Your confirmation gives Federal Student Aid permission to send you a secure code if you should need to reset your password.

Permanent Address

Address

City

State

Type Response

ZIP Code

Mobile Phone Account Access

We strongly recommend setting up your mobile phone for account access. This option helps you gain access to your account if you are locked out, as well as allows your mobile phone to be used for two-step verification.

Mobile Phone

Confirm Mobile Phone

Yes, I agree to use my mobile phone for account access.

Alternate Phone Number (Optional)

[Add Alternate Phone Number](#)



Communication Preferences

- Choose how you would like to receive communication about the FAFSA
 - Email
 - Postal Mail
 - Text
- You can also request to have your FAFSA information provided in English or Spanish

Create an Account (FSA ID)

Step 4 of 7

Communication Preferences

Required Communications

The U.S. Department of Education (ED) and its federal student loan servicers will need to send you required communications and documents related to your federal student aid, such as student loan disclosures and interest statements.

I want to receive these communications:

By email

By postal mail

i By selecting this option, you agree to receive required communications by email and confirm you have reviewed and agree to FSA's Terms and Conditions.

Optional Communications

ED and its federal student loan servicers want you to feel confident about the financial aid and student loan process. To help with this, we will sometimes send out information about programs you may be eligible for, such as grant programs, student loan forgiveness programs, income-based repayment plans, and more.

I want to receive these communications:

By email

By text message

Language Preference

Your choice lets us know how you would like to view website content once logged in, and what to use for your communications.

Language

English



Challenge Questions

Create an Account (FSA ID)

Step 5 of 7

Challenge Questions

Challenge questions and answers are used to retrieve your username or password if you forget them or if you need to unlock your account.

Note: Answers are not case-sensitive.

Challenge Question 1

Question
Select

Answer
Show Answer

Challenge Question 2

Question
Select

Answer
Show Answer

Challenge Question 3

Question
Select

Answer
Show Answer

Challenge Question 4

Question
Select

Answer
Show Answer

Choose four different challenge questions and enter each of your answers under the corresponding question.



Sample Challenge Questions

- What's your mother's maiden name?
- What city were you born in?
- What is the name of your first pet?
- What is your high school mascot?
- What is the name of your elementary school?
- What is the nickname of your youngest sibling?
- Who was your first boss?
- What color was your first car?
- What is the name of the hospital you were born in?



Confirm and Verify

Verify the information you provided for your account below. If there is an error, click "Edit" on the section where the error exists to correct the information.

Personal Information [Edit](#)

NAME
Trikey T Triddle

DATE OF BIRTH
10/16/2004

SOCIAL SECURITY NUMBER
None

Account Information [Edit](#)

USERNAME
TTTriddle2004

EMAIL ADDRESS
tttriddle@gmail.com

PASSWORD

Contact Information [Edit](#)

PERMANENT ADDRESS
1003 35th Street
Woodward, OK 73717

MOBILE PHONE
(405) 256-2832

Communication Preferences [Edit](#)

REQUIRED COMMUNICATIONS
Email

OPTIONAL COMMUNICATIONS
Email

LANGUAGE
English

Challenge Questions

CHALLENGE QUESTION 1
What city were you born in?

CHALLENGE QUESTION 2
In what city did your parents meet?

CHALLENGE QUESTION 3
What color was your first car?

CHALLENGE QUESTION 4
What is your mother's maiden name?

Confirm & Verify

Confirm and verify the information you've provided is accurate. You may edit anything that should be changed.



Two-Step Verification

Installing an Authenticator App isn't required, but it's recommended as an added way to keep your information safe and secure.

You can download your own Authenticator App, or set one up directly from the FSA ID creation screen.

FederalStudentAid FAFSA® Form Loans and Grants Loan Repayment Loan Forgiveness Log In | Create Account

Create an Account

Step 7 of 7
Enable Two-Step Verification

Protect Your Account with Two-Step Verification

Whenever you sign in, we'll send a verification code to make sure it's really you. To keep your account protected, make sure your email is verified. We also suggest setting up verification using a secure authenticator app.

Your verified method(s) can now be used to log in.

Email Verification
student@gmail.com **Verify**

Use an Authenticator App (Most Secure Option)

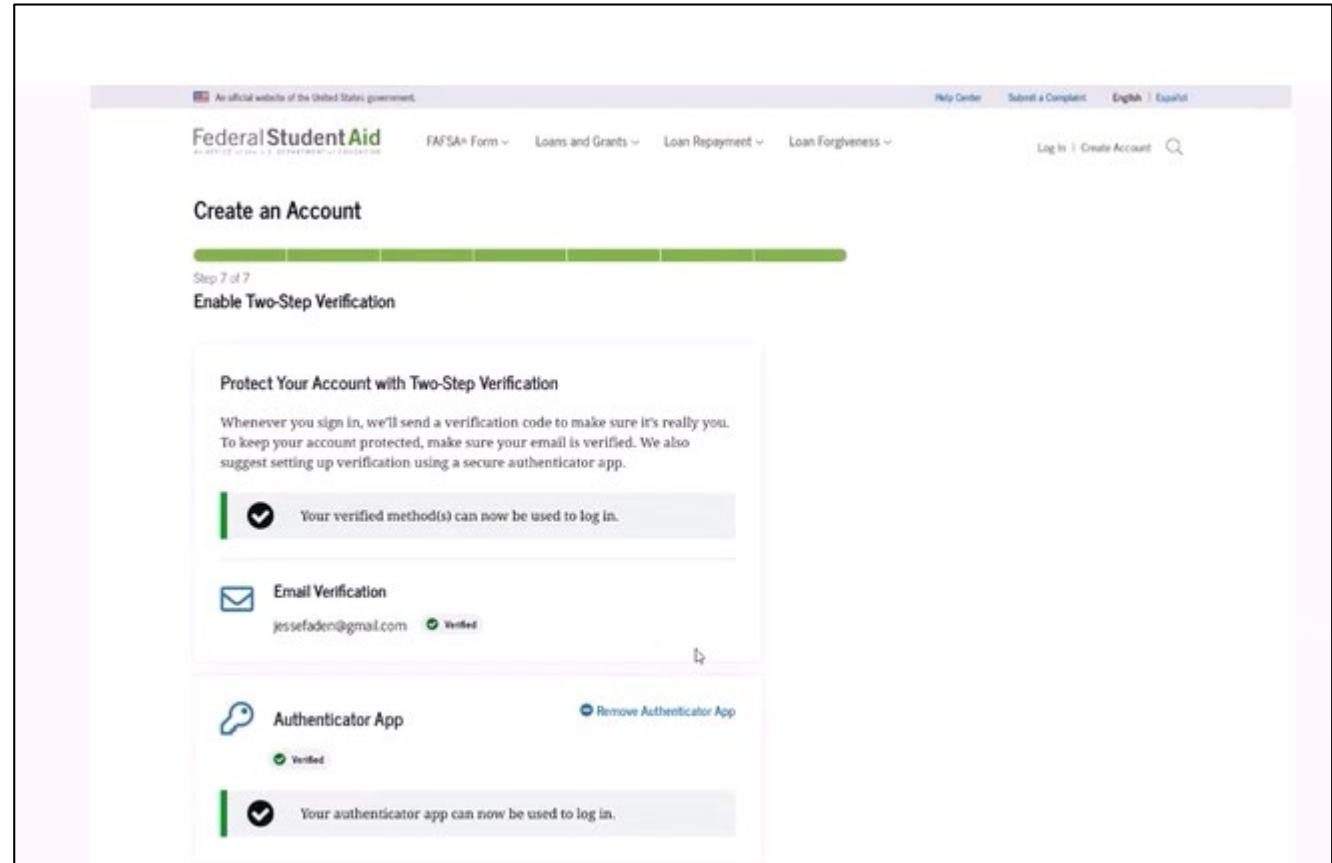
Use an authenticator app that you've downloaded from a mobile app store to view in-app verification codes — visible only to you — that can confirm your identity when you log in. [Learn more.](#)

Set Up an Authenticator App



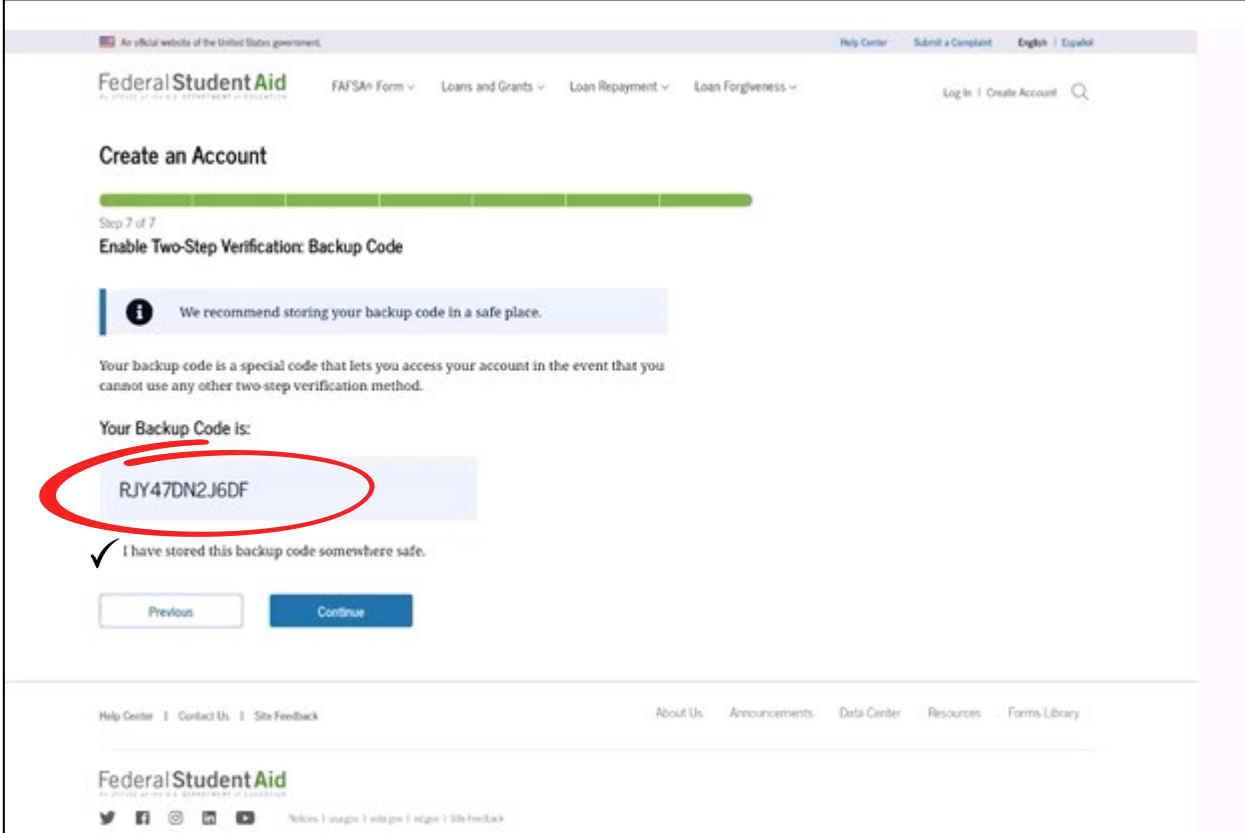
Two-Step Verification

After your two-step verification has been set up, you can use your Authenticator App when you log in to complete your FAFSA.



Backup Code

- When your two-step verification has been set up, you'll receive a backup code.
- This is the code you'll use to login when you no longer have access to any of the two-step verification methods you've just set up.
- Store the code in a safe place.



An official website of the United States government

Help Center | Submit a Complaint | English | Español

Federal Student Aid | FAFSA Form | Loans and Grants | Loan Repayment | Loan Forgiveness

Log In | Create Account

Create an Account

Step 7 of 7

Enable Two-Step Verification: Backup Code

i We recommend storing your backup code in a safe place.

Your backup code is a special code that lets you access your account in the event that you cannot use any other two-step verification method.

Your Backup Code is:

RJY47DN2J6DF

I have stored this backup code somewhere safe.

Previous Continue

Help Center | Contact Us | Site Feedback

About Us | Announcements | Data Center | Resources | Forms Library

Federal Student Aid

Follow us on social media: Twitter, Facebook, Instagram, YouTube



Knowledge Based Questions

IDENTITY VERIFICATION

Which of the following is the street name of your most recent previous address?

- Florida Ave NW
- Sesame Street
- Langston Pkwy
- None of the above

Which of these phone numbers have you ever used previously?

- (316) 775-5152
- (970) 680-6986
- (128) 791-0911
- None of the above

Which of the following is a current or previous employer?

- Adidas
- The Walt Disney Company
- Nokia
- None of the above

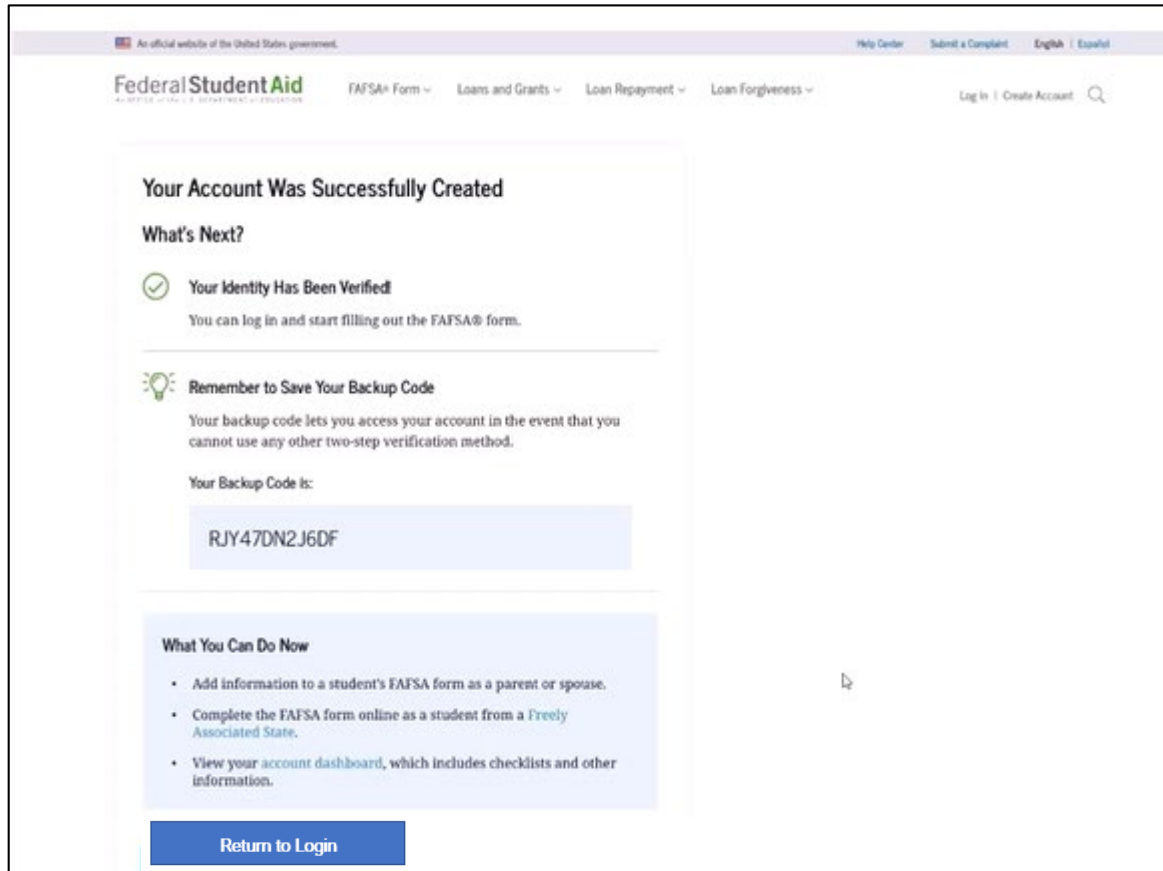
Which of the following people lives or owns property in Tafuna?

- Aasiya Jayavant
- Leo Knight
- Justine Marshall

- These questions are derived from personal identifiers used in the previous steps.
- The questions asked are generated by a credit bureau, but no credit check is done.
- Questions will differ among individuals.
- One to four questions will be generated and all questions must be answered to proceed.



Account Creation



An official website of the United States government. Help Center Submit a Complaint English Español



Federal Student Aid
U.S. DEPARTMENT OF EDUCATION

FAFSA® Form ▾ Loans and Grants ▾ Loan Repayment ▾ Loan Forgiveness ▾

Log In | Create Account

Your Account Was Successfully Created

What's Next?

-  **Your Identity Has Been Verified**
You can log in and start filling out the FAFSA® form.
-  **Remember to Save Your Backup Code**
Your backup code lets you access your account in the event that you cannot use any other two-step verification method.
Your Backup Code is:
RJY47DN2J6DF

What You Can Do Now

- Add information to a student's FAFSA form as a parent or spouse.
- Complete the FAFSA form online as a student from a [Freely Associated State](#).
- View your [account dashboard](#), which includes checklists and other information.

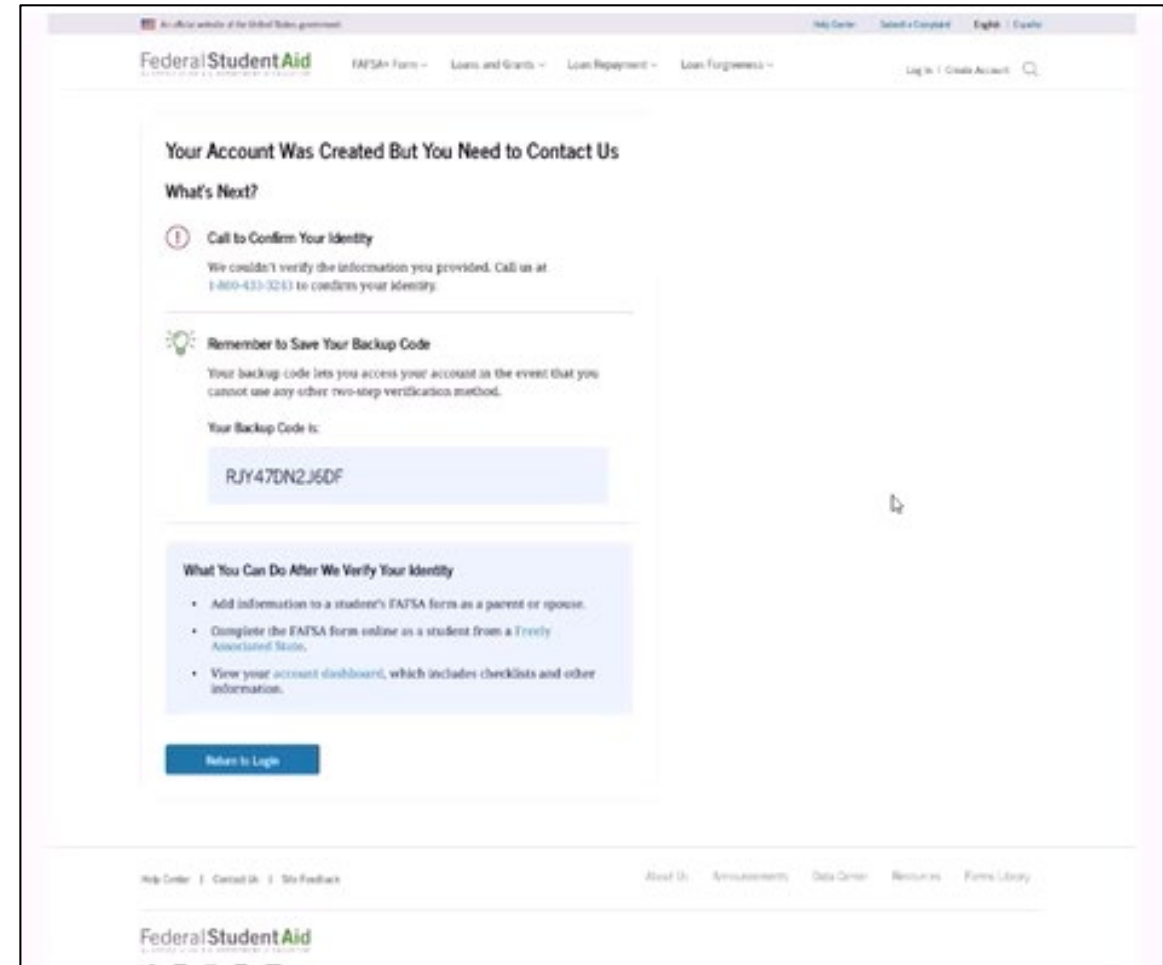
[Return to Login](#)

- Now your account has successfully been created.
- Your FSA ID will be sent to you and you can start completing your FAFSA immediately.



Problem?

If you answer a question incorrectly, your FSA ID account will be created, but you'll be prompted to contact the Federal Student Aid Information Center (FSAIC) at 1-800-4-FED-AID (800-433-3243).



Only individuals without SSNs, who answer an identifying question incorrectly, will see this screen.

ID VERIFICATION FOR INDIVIDUALS WITHOUT SSN'S – PROCESS

Federal Student Aid
AN OFFICE OF THE U.S. DEPARTMENT OF EDUCATION

- Contact FSAIC (Federal Student Aid Information Center) at 1-800-433-3243
- A Customer Service Representative from Federal Student Aid will look up your account and initiate the identity verification process
- You will receive an email with a case number and instructions for providing the proper documentation for Federal Student Aid to verify your identity
- Submit the required documentation to Federal Student Aid
- Within 1-3 days Federal Student Aid will provide an email confirming that your identity has been verified



Required Documentation

ID VERIFICATION FOR INDIVIDUALS WITHOUT SSN'S – REQUIRED DOCUMENTS

Federal Student Aid
AN OFFICE OF THE U.S. DEPARTMENT OF EDUCATION

- Completed Attestation Form
 - Will be available on StudentAid.gov
 - Proof of Identity:
 - ONE of the following forms of ID
 - Driver's License
 - State or City Identification Card
 - Foreign Passport
- OR
- A UTILITY BILL + ONE of the following forms of ID
 - Municipal identification card
 - Community ID
 - Consular identification card

Once your required documentation has been received, reviewed and approved, the parent will receive notification of their FSA ID approval.



Completing the FAFSA

The screenshot shows the Federal Student Aid website interface. At the top, it says "An official website of the United States government." Below that, the "Federal Student Aid" logo is visible. The main heading is "Get Money to Pay for School" with a subtext: "Use the Free Application for Federal Student Aid (FAFSA®) form to apply for financial aid for college or graduate school." There are two buttons: "Start a New Form" and "Edit Existing Form". Below these, it says "2024-25 FAFSA Form". A section titled "Check FAFSA® Deadlines for the State You Live In" includes dropdown menus for "School Year" and "State of Residence", and a "Find Deadlines" button. At the bottom, there are three informational boxes: "Who Should Complete This?", "How Long Will it Take?", and "What Do I Need?".

Who Should Complete This?
Any student, regardless of income, who wants to be considered for federal, state, and school financial aid programs, which includes scholarships, grants, loans, and Federal work-study.

How Long Will it Take?
It takes most people less than an hour to complete, including gathering any documents or data needed.

What Do I Need?

- Verified StudentAid.gov account
- Social Security Number
- Parent or spouse contributor email addresses
- Income and asset information, if required

- The FAFSA for the 2024-25 school year will be available by December 31 of this year.
- Find the FAFSA at [FAFSA.gov](https://fafsa.gov).
- Fill this form out every year to apply for financial assistance to help with college costs.
- When completing the FAFSA, it's best to have your student with you. They will need to include their personal information as well.



Information you may need to complete the FAFSA

Social Security Number for student

Email addresses for student and parent

Alien Registration Number if not a U.S. citizen

Full, legal name for student and parent

Cell phone numbers for student and parent

2022 Federal Income Tax return for student and parent


Date of birth for student and parent

Date of marriage, divorce, separation

Value of assets, cash and savings



CONTACT US



405.234.4239
866.443.7420 (toll free)
UCanGo2@ocap.org

This presentation is for educational purposes only, and is not intended to be construed as financial, investment, legal and/or tax advice.